

June Financial Dashboard

6/1/2021 - 6/30/2021

Month Total Revenue

\$1,653,842.93

YTD Revenue



Month Total Expenditure

\$676,310.47

YTD Expenditure



\$9,565,104.44

Previous Fund Balance

\$977,532.46

Month Cash Flow

\$10,542,636.90

Month End Fund Balance

Revenue

Property Tax	\$7,694,310	\$7,512,288
Grants	\$119,097	\$119,097
Other Taxes	\$63,625	\$188,093
Interest Income & Unrealized Gain (Loss)	\$20,113	\$135,000
Operating Revenue	\$13,832	\$8,889
Impact Fees	\$13,630	\$5,100
Donations	\$10,070	\$1,250
Rental Income	\$1,100	\$1,200
Miscellaneous Income	\$331	\$2,400

Expenditure

Salaries	\$2,951,893	\$3,295,580
Benefits	\$804,133	\$940,519
Library Materials	\$751,695	\$863,246
Facility Operating Expense	\$577,785	\$662,273
Technology Hardware & Software	\$485,243	\$554,753
Capital Assets	\$258,106	\$835,976
Furniture, Fixtures & Equipment	\$208,600	\$215,100
District Admin & Operating Expense	\$166,612	\$210,125
Electronic Information	\$163,831	\$167,329
Library Programs	\$89,323	\$113,200
Professional Services	\$55,076	\$137,492
Staff Development & Training	\$33,627	\$94,795
Trustee Expenses	\$746	\$4,327

Barrington Public Library District
Statement of Activities and Changes in Fund Balances
As of June 30, 2021

	Month Actual 6/1/21-6/30/21	Y-T-D Actual 7/1/20-6/30/21	Annual Budget	% of Annual Budget
Revenue				
Property Tax	\$1,644,758.70	\$7,694,311.14	\$7,512,288.19	102.42%
Other Taxes	\$0.00	\$63,624.51	\$188,093.00	33.83%
Impact Fees	\$5,468.00	\$13,629.53	\$5,100.00	267.25%
Operating Revenue	\$1,205.50	\$13,831.50	\$8,889.00	155.60%
Grants	\$0.00	\$119,096.82	\$0.00	0.00%
Donations	\$50.00	\$10,070.00	\$1,250.00	805.60%
Rental Income	\$100.00	\$1,100.00	\$1,200.00	91.67%
Interest Income & Unrealized Gain (Loss)	\$2,260.73	\$20,112.62	\$135,000.00	14.90%
Miscellaneous Income	\$0.00	\$330.77	\$2,400.00	13.78%
Total Revenue	\$1,653,842.93	\$7,936,106.89	\$7,854,220.19	101.04%
Expenditures				
Salaries	\$218,946.35	\$2,951,893.00	\$3,295,580.00	89.57%
Benefits	\$61,975.77	\$804,132.52	\$940,519.00	85.50%
Staff Development & Training	\$3,673.31	\$33,626.56	\$94,794.77	35.47%
Library Materials	\$127,266.58	\$751,633.06	\$863,245.53	87.07%
Electronic Information	\$22,635.61	\$163,831.05	\$167,329.00	97.91%
Library Programs	\$13,453.72	\$89,322.70	\$113,199.84	78.91%
District Admin & Operating Expense	\$10,440.04	\$166,611.92	\$210,125.00	79.29%
Facility Operating Expense	\$99,042.50	\$577,784.71	\$662,273.00	87.24%
Capital Assets	\$2,545.00	\$258,106.15	\$835,976.00	30.87%
Furniture, Fixtures & Equipment	\$96,715.05	\$208,599.55	\$215,100.00	96.98%
Technology Hardware & Software	\$14,041.54	\$485,243.00	\$554,753.00	87.47%
Professional Services	\$5,575.00	\$55,075.50	\$137,492.00	40.06%
Trustee Expenses	\$0.00	\$745.96	\$4,326.78	17.24%
Total Expenditures	\$676,310.47	\$6,546,605.68	\$8,094,713.92	80.88%
NET SURPLUS/(DEFICIT)	\$977,532.46	\$1,389,501.21		
BEGINNING FUND BALANCE	\$9,565,104.44	\$9,153,135.39		
ENDING FUND BALANCE	\$10,542,636.90	\$10,542,636.60		

Barrington Public Library District
Treasurer's Report
As of June 30, 2021

Assets	Working		IMRF	FICA	Audit	Special		Donations/		Total
	General	Cash				Reserve	Building	Insurance	Grants	
Operational Checking-Barrington Bank	\$543,323.25	\$0.00	\$0.00	\$0.00	\$0.00	\$0.00	\$0.00	\$0.00	\$0.00	\$543,323.25
Payroll Checking-Barrington Bank	\$119,472.20	\$0.00	\$0.00	\$0.00	\$0.00	\$0.00	\$0.00	\$0.00	\$0.00	\$119,472.20
Merchant Account-Barrington Bank	\$4,485.14	\$0.00	\$0.00	\$0.00	\$0.00	\$0.00	\$0.00	\$0.00	\$0.00	\$4,485.14
Petty Cash - Administration	\$200.00	\$0.00	\$0.00	\$0.00	\$0.00	\$0.00	\$0.00	\$0.00	\$0.00	\$200.00
Petty Cash - Circulation	\$600.00	\$0.00	\$0.00	\$0.00	\$0.00	\$0.00	\$0.00	\$0.00	\$0.00	\$600.00
Sawyer Falduto	\$1,680,436.45	\$0.00	\$0.00	\$0.00	\$0.00	\$0.00	\$0.00	\$0.00	\$0.00	\$1,680,436.45
Barrington Bank - MAX safe Saving	\$8,194,119.86	\$0.00	\$0.00	\$0.00	\$0.00	\$0.00	\$0.00	\$0.00	\$0.00	\$8,194,119.86
Due To/From Other Funds	(\$3,707,732.12)	\$0.00	\$0.00	\$0.00	\$0.00	\$0.00	\$0.00	\$0.00	\$0.00	(\$3,707,732.12)
Due To/From Other Funds	\$0.00	\$541,237.28	\$0.00	\$0.00	\$0.00	\$0.00	\$0.00	\$0.00	\$0.00	\$541,237.28
Due To/From Other Funds	\$0.00	\$0.00	\$201,576.38	\$0.00	\$0.00	\$0.00	\$0.00	\$0.00	\$0.00	\$201,576.38
Due To/From Other Funds	\$0.00	\$0.00	\$0.00	\$128,683.51	\$0.00	\$0.00	\$0.00	\$0.00	\$0.00	\$128,683.51
Due To/From Other Funds	\$0.00	\$0.00	\$0.00	\$0.00	\$0.00	\$2,043,999.58	\$0.00	\$0.00	\$0.00	\$2,043,999.58
Due To/From Other Funds	\$0.00	\$0.00	\$0.00	\$0.00	\$0.00	\$0.00	\$0.00	\$32,272.08	\$0.00	\$32,272.08
Due To/From Other Funds	\$0.00	\$0.00	\$0.00	\$0.00	\$0.00	\$0.00	\$407,364.99	\$0.00	\$0.00	\$407,364.99
Due To/From Other Funds	\$0.00	\$0.00	\$0.00	\$0.00	\$0.00	\$0.00	\$0.00	\$0.00	\$352,598.30	\$352,598.30
Total Assets	\$6,834,904.78	\$541,237.28	\$201,576.38	\$128,683.51	\$0.00	\$2,043,999.58	\$407,364.99	\$32,272.08	\$352,598.30	\$10,542,636.90
Liabilities and Fund Balance										
Fund Balance										
Fund Balance	\$6,834,904.78	\$0.00	\$0.00	\$0.00	\$0.00	\$0.00	\$0.00	\$0.00	\$0.00	\$6,834,904.78
Fund Balance	\$0.00	\$541,237.28	\$0.00	\$0.00	\$0.00	\$0.00	\$0.00	\$0.00	\$0.00	\$541,237.28
Fund Balance	\$0.00	\$0.00	\$201,576.38	\$0.00	\$0.00	\$0.00	\$0.00	\$0.00	\$0.00	\$201,576.38
Fund Balance	\$0.00	\$0.00	\$0.00	\$128,683.51	\$0.00	\$0.00	\$0.00	\$0.00	\$0.00	\$128,683.51
Fund Balance	\$0.00	\$0.00	\$0.00	\$0.00	\$0.00	\$2,043,999.58	\$0.00	\$0.00	\$0.00	\$2,043,999.58
Fund Balance	\$0.00	\$0.00	\$0.00	\$0.00	\$0.00	\$0.00	\$0.00	\$32,272.08	\$0.00	\$32,272.08
Fund Balance	\$0.00	\$0.00	\$0.00	\$0.00	\$0.00	\$0.00	\$407,364.99	\$0.00	\$0.00	\$407,364.99
Fund Balance	\$0.00	\$0.00	\$0.00	\$0.00	\$0.00	\$0.00	\$0.00	\$0.00	\$352,598.30	\$352,598.30
Total Fund Balance	\$6,834,904.78	\$541,237.28	\$201,576.38	\$128,683.51	\$0.00	\$2,043,999.58	\$407,364.99	\$32,272.08	\$352,598.30	\$10,542,636.90
Total Liabilities and Fund Balance	\$6,834,904.78	\$541,237.28	\$201,576.38	\$128,683.51	\$0.00	\$2,043,999.58	\$407,364.99	\$32,272.08	\$352,598.30	\$10,542,636.90
BEGINNING BALANCE WITH CURRENT YEAR ADJUSTMENTS	\$4,718,840.08	\$541,237.28	\$463,020.14	\$139,737.73	\$12,300.00	\$2,301,444.49	\$587,106.89	\$19,133.08	\$370,316.00	\$9,153,135.69
NET SURPLUS/(DEFICIT)	\$2,116,064.70	\$0.00	(\$261,443.76)	(\$11,054.22)	(\$12,300.00)	(\$257,444.91)	(\$179,741.90)	\$13,139.00	(\$17,717.70)	\$1,389,501.21
ENDING FUND BALANCE	\$6,834,904.78	\$541,237.28	\$201,576.38	\$128,683.51	\$0.00	\$2,043,999.58	\$407,364.99	\$32,272.08	\$352,598.30	\$10,542,636.90

Barrington Public Library District
Asset Balance Analysis

	<u>June 30, 2021</u>	<u>June 30, 2020</u>	<u>Change</u>
Operational Checking-Barrington Bank	\$543,323.25	\$843,053.92	(\$299,730.67)
Payroll Checking-Barrington Bank	\$119,472.20	\$5,202.96	\$114,269.24
Merchant Account-Barrington Bank	\$4,485.14	\$5,553.13	(\$1,067.99)
Petty Cash - Administration	\$200.00	\$200.00	\$0.00
Petty Cash - Circulation	\$600.00	\$600.00	\$0.00
Sawyer Falduto	\$1,680,436.45	\$1,086,313.15	\$594,123.30
Barrington Bank - MAX safe Saving	\$8,194,119.86	\$7,212,212.53	\$981,907.33
Total Assets	<u>\$10,542,636.90</u>	<u>\$9,153,135.69</u>	<u>\$1,389,501.21</u>



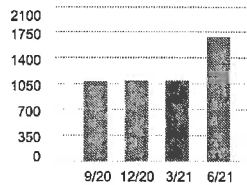
Schwab One® Account of
**BARRINGTON PUBLIC LIBRARY
 DISTRICT**

Account Number
 [REDACTED]

Statement Period
 June 1-30, 2021


Account Value as of 06/30/2021: \$ 1,680,436.45

Change in Account Value	This Period	Year to Date	Account Value [in Thousands]
Starting Value	\$ 1,090,861.97	\$ 1,090,883.46	
Credits	590,253.98	598,307.39	
Debits	0.00	(548.00)	
Transfer of Securities (In/Out)	0.00	0.00	
Income Reinvested	(0.75)	(1.09)	
Change in Value of Investments	(678.75)	(8,205.31)	
Ending Value on 06/30/2021	\$ 1,680,436.45	\$ 1,680,436.45	
Total Change in Account Value	\$ 589,574.48	\$ 589,552.99	



Asset Composition	Market Value	% of Account Assets
Cash and Money Market Funds [Sweep]	\$ 165,371.04	10%
Fixed Income	1,515,065.41	90%
Total Assets Long	\$ 1,680,436.45	
Total Account Value	\$ 1,680,436.45	100%

Overview



Your Independent Investment Advisor is not affiliated with or an agent of Schwab and Schwab does not supervise or endorse your Advisor.

Monthly Investment Performance Report

Barrington Area Library District



Presented by:

Thomas S. Sawyer, Managing Partner
John J. Falduto, Managing Partner
Edward J. Lavin, Chief Investment Officer
David M. Harrington, Director of Portfolio Management



Sawyer Falduto Asset Management, LLC
589 S. York Street
Elmhurst, IL 60126
O: (630) 941-8560
www.sawyerfalduto.com

As of June 30, 2021

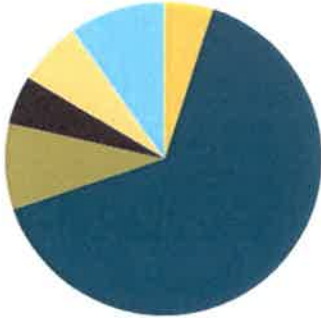
Table of Contents

Account Overview 3
Performance History 4
Bond Analysis 5
Holdings 6
Transactions 9

Account Overview

Barrington Area Library District

Portfolio Allocation



Subsector	Current Value	Current Percent
U.S. Treasury	\$83,838	5.0%
Certificate of Deposit	\$1,091,293	64.8%
U.S. Government Agency	\$149,207	8.9%
U.S. Government Agency - Callable	\$84,977	5.0%
Taxable Municipal	\$109,973	6.5%
Cash Equivalent	\$165,371	9.8%
Total	\$1,684,659	100.0%

Cash Flow Review

	Month to Date	Quarter to Date	Year to Date	Inception to Date (8/4/2016)
Beginning Market Value	\$1,095,436	\$1,094,758	\$1,094,941	\$0
Contributions / Additions	\$587,849	\$587,849	\$587,849	\$1,587,849
Distributions	\$0	\$0	\$0	\$0
Capital Appreciation	(\$299)	(\$2,707)	(\$7,761)	\$10,870
Income/Expenses	\$2,317	\$5,698	\$9,911	\$86,625
Change in Accrued	(\$644)	(\$939)	(\$281)	(\$684)
Ending Market Value	\$1,684,659	\$1,684,659	\$1,684,659	\$1,684,659
Investment Gain	\$1,375	\$2,053	\$1,869	\$96,811

Projected Income

Description	Q3 2021	Q4 2021	Q1 2022	Q2 2022	Total
U.S. Treasury		\$138		\$138	\$275
Certificate of Deposit	\$4,412	\$5,895	\$2,892	\$4,127	\$17,326
U.S. Government Agency	\$31	\$706	\$31	\$656	\$1,425
U.S. Government Agency - Callable	\$63	\$51	\$63	\$51	\$227
Taxable Municipal	\$90	\$432	\$59	\$461	\$1,042
Cash Equivalent	\$4	\$4	\$4	\$4	\$17
Total	\$4,600	\$7,226	\$3,049	\$5,436	\$20,311

Projected Income and Maturities

Description	Q3 2021	Q4 2021	Q1 2022	Q2 2022	Total
U.S. Treasury		\$138		\$138	\$275
Certificate of Deposit	\$79,412	\$130,895	\$118,892	\$224,127	\$553,326
U.S. Government Agency	\$31	\$706	\$31	\$656	\$1,425
U.S. Government Agency - Callable	\$63	\$51	\$63	\$51	\$227
Taxable Municipal	\$90	\$432	\$59	\$461	\$1,042
Total	\$79,596	\$132,222	\$119,045	\$225,432	\$556,295

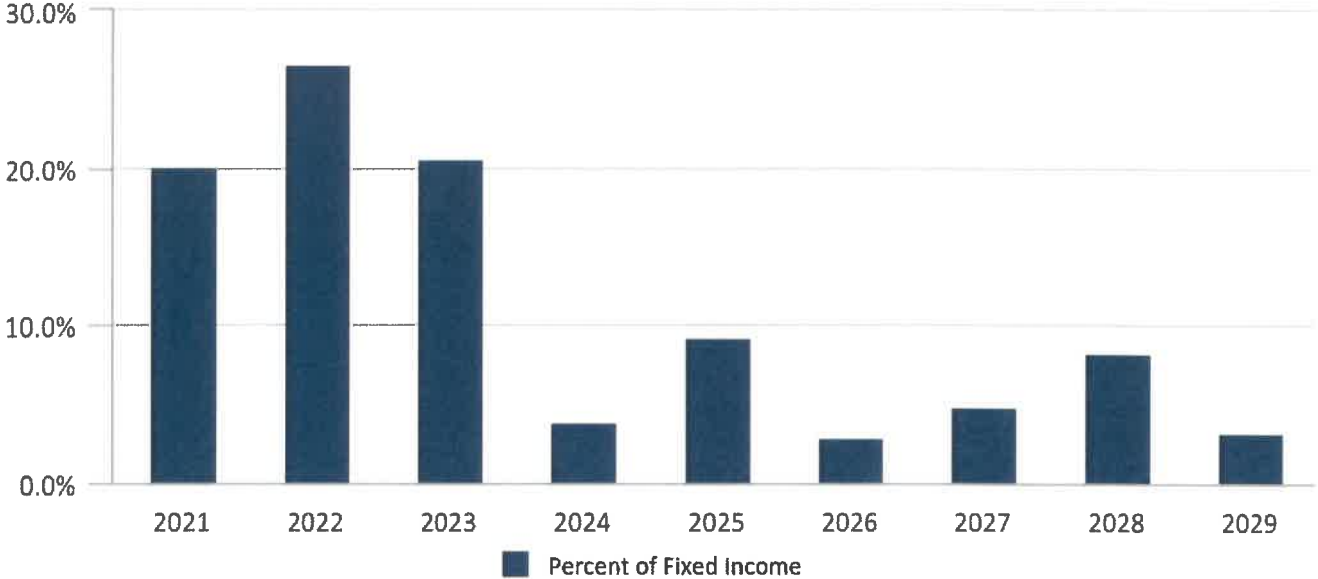
Performance History

Barrington Area Library District

	Start Value	Inflows	Outflows	End Value	Net Investment Gain
Since Inception					
Second Quarter 2021	\$1,094,758	\$587,849	\$0	\$1,684,659	\$2,053
First Quarter 2021	\$1,094,941	\$0	\$0	\$1,094,758	(\$183)
Fourth Quarter 2020	\$1,093,102	\$0	\$0	\$1,094,941	\$1,840
Third Quarter 2020	\$1,091,276	\$0	\$0	\$1,093,102	\$1,826
Second Quarter 2020	\$1,078,109	\$0	\$0	\$1,091,276	\$13,167
First Quarter 2020	\$1,062,482	\$0	\$0	\$1,078,109	\$15,627
Fourth Quarter 2019	\$1,056,736	\$0	\$0	\$1,062,482	\$5,746
Third Quarter 2019	\$1,044,244	\$0	\$0	\$1,056,736	\$12,491
Second Quarter 2019	\$1,032,253	\$0	\$0	\$1,044,244	\$11,991
First Quarter 2019	\$1,020,500	\$0	\$0	\$1,032,253	\$11,754
Fourth Quarter 2018	\$1,014,294	\$0	\$0	\$1,020,500	\$6,206
Third Quarter 2018	\$1,009,937	\$0	\$0	\$1,014,294	\$4,357
Second Quarter 2018	\$1,006,721	\$0	\$0	\$1,009,937	\$3,216
First Quarter 2018	\$1,006,063	\$0	\$0	\$1,006,721	\$658
Fourth Quarter 2017	\$1,006,364	\$0	\$0	\$1,006,063	(\$301)
Third Quarter 2017	\$1,003,336	\$0	\$0	\$1,006,364	\$3,028
Second Quarter 2017	\$1,000,928	\$0	\$0	\$1,003,336	\$2,408
First Quarter 2017	\$748,364	\$250,000	\$0	\$1,000,928	\$2,564
Fourth Quarter 2016	\$499,939	\$250,000	\$0	\$748,364	(\$1,574)
Third Quarter 2016	\$0	\$500,000	\$0	\$499,939	(\$61)
Since Inception Total	\$0	\$1,587,849	\$0	\$1,684,659	\$96,811

Bond Analysis

Barrington Area Library District



Maturity by Year

Weight Description	Principal	Value	Current Yield	Yield to Maturity (Cost)	Yield to Maturity (Market)	Modified Duration	Annual Income
5.5% U.S. Treasury	\$85,000	\$83,838	0.3%	0.6%	0.7%	3.8	\$275
71.8% Certificate of Deposit	\$1,074,000	\$1,091,293	1.9%	1.9%	0.6%	2.0	\$20,643
9.8% U.S. Government Agency	\$150,000	\$149,207	0.9%	1.0%	1.0%	5.5	\$1,375
5.6% U.S. Government Agency - Callable	\$85,000	\$84,977	0.3%	0.3%	0.3%	0.3	\$227
7.2% Taxable Municipal	\$110,000	\$109,973	0.9%	0.9%	1.0%	4.4	\$1,040
100.0% Total	\$1,504,000	\$1,519,288	1.6%	1.6%	0.7%	2.5	\$23,560

Holdings

Barrington Area Library District

Weight	Description	Symbol	Quantity	Value	Current Yield	Annual Income
Fixed Income						
Taxable Bonds						
U.S. Treasury						
2.9%	US Treas Note 12/31/2025 0.375%	91282CBC4	50,000.00	\$49,047	0.4%	\$188
	Accrued Income			\$1		
2.1%	US Treas Note 06/15/2024 0.250%	91282CCG4	35,000.00	\$34,787	0.3%	\$88
	Accrued Income			\$4		
Certificate of Deposit						
3.0%	Ally Bank 07/26/2021 3.000%	02007GEA7	50,000.00	\$50,112	3.0%	\$1,500
	Accrued Income			\$641		
4.3%	Axos Bank 03/27/2023 1.600%	05465DAG3	70,000.00	\$71,630	1.6%	\$1,120
	Accrued Income			\$15		
2.4%	Bank Hapoalim CD 09/14/2023 0.300%	06251A2E9	40,000.00	\$39,956	0.3%	\$120
	Accrued Income			\$36		
0.9%	BMW Bank 08/14/2023 0.300%	05580AWU4	15,000.00	\$14,990	0.3%	\$45
	Accrued Income			\$17		
1.4%	Bmw Bank North Am 12/18/2023 0.300%	05580AYD0	24,000.00	\$23,961	0.3%	\$72
	Accrued Income			\$3		
4.5%	Citibank, N.A. 12/27/2021 3.200%	17312QY45	75,000.00	\$76,169	3.2%	\$2,400
	Accrued Income			\$33		
2.5%	Comenity Capital Bank 05/02/2022 2.550%	20033AV45	42,000.00	\$42,854	2.5%	\$1,071
	Accrued Income			\$3		
3.0%	Cross River Bank 10/31/2022 1.900%	227563BF9	50,000.00	\$51,134	1.9%	\$950
	Accrued Income			\$161		
1.4%	Cross River Bank 04/11/2022 2.500%	227563AL7	23,000.00	\$23,430	2.5%	\$575
	Accrued Income			\$129		
3.0%	Flagstar Bank 06/13/2022 2.500%	33847E2J5	50,000.00	\$51,104	2.4%	\$1,250
	Accrued Income			\$65		
3.1%	Goldman Sachs Bank 01/10/2022 3.100%	38148P3Y1	50,000.00	\$50,814	3.1%	\$1,550
	Accrued Income			\$735		
1.5%	Lane Community College, OR 06/15/2025 0.851%	515182EJ8	25,000.00	\$25,066	0.8%	\$213
	Accrued Income			\$9		
3.0%	Live Oak Banking 06/29/2029 1.350%	538036QN7	50,000.00	\$49,991	1.4%	\$675
	Accrued Income			\$4		

Holdings

Barrington Area Library District

Weight	Description	Symbol	Quantity	Value	Current Yield	Annual Income
Fixed Income						
Taxable Bonds						
Certificate of Deposit						
2.8%	Morgan Stanley Bank 01/10/2022 3.050%	61760ATY5	45,000.00	\$45,715	3.0%	\$1,373
	Accrued Income			\$647		
1.3%	Morgan Stanley Bank 01/11/2022 2.400%	61747MF55	21,000.00	\$21,263	2.4%	\$504
	Accrued Income			\$236		
3.0%	New York Community Bank 11/09/2023 0.300%	649447UE7	50,000.00	\$49,934	0.3%	\$150
	Accrued Income			\$22		
1.5%	Raymond James Bank 02/14/2023 1.700%	75472RAX9	25,000.00	\$25,597	1.7%	\$425
	Accrued Income			\$160		
1.8%	Sallie Mae Bank 04/18/2022 2.600%	7954502J3	30,000.00	\$30,600	2.5%	\$780
	Accrued Income			\$160		
1.5%	Sallie Mae Bank 08/16/2021 3.000%	795450V28	25,000.00	\$25,098	3.0%	\$750
	Accrued Income			\$279		
1.5%	Sallie Mae Bank 07/24/2023 0.300%	7954506U4	26,000.00	\$25,986	0.3%	\$78
	Accrued Income			\$34		
4.6%	State Bank of India 06/16/2028 1.500%	856285VZ1	75,000.00	\$76,737	1.5%	\$1,125
	Accrued Income			\$46		
3.6%	Texas Capital Bank 02/07/2023 0.300%	88224PLY3	60,000.00	\$60,039	0.3%	\$180
	Accrued Income			\$71		
4.6%	TIAA FSB Holdings 05/17/2022 2.500%	87270LCE1	75,000.00	\$76,561	2.4%	\$1,875
	Accrued Income			\$231		
1.7%	UBS Bank 04/28/2026 0.850% Call 10/28/2021 100.00	90348JJ35	28,000.00	\$28,011	0.8%	\$238
	Accrued Income			\$2		
3.0%	Wells Fargo Bank 12/14/2021 3.250%	949763VW3	50,000.00	\$50,728	3.2%	\$1,625
	Accrued Income			\$76		
U.S. Government Agency						
1.5%	Fed Farm Cr Bk 02/26/2024 0.250%	3133EMRZ7	25,000.00	\$24,922	0.3%	\$63
	Accrued Income			\$22		
3.0%	Fed Home Ln Bk 06/09/2028 1.125%	3130AMH47	50,000.00	\$49,630	1.1%	\$563
	Accrued Income			\$78		
4.4%	Fed Home Ln Bk 06/11/2027 1.000%	3130AMTF9	75,000.00	\$74,507	1.0%	\$750
	Accrued Income			\$48		

Holdings

Barrington Area Library District

Weight	Description	Symbol	Quantity	Value	Current Yield	Annual Income
Fixed Income						
Taxable Bonds						
U.S. Government Agency - Callable						
2.1%	Fed Farm Cr Bk 11/02/2023 0.290% Call 11/02/2021 100.00	3133EMFB3	35,000.00	\$34,941	0.3%	\$102
	Accrued Income			\$17		
0.6%	Fed Farm Cr Bk 03/15/2024 0.370% Call 03/15/2022 100.00	3133EMTD4	10,000.00	\$9,978	0.4%	\$37
	Accrued Income			\$11		
2.4%	Fed Home Ln Mtg 12/30/2022 0.220% Call 09/30/2021 100.00	3134GWXJ0	40,000.00	\$40,008	0.2%	\$88
	Accrued Income			\$22		
Taxable Municipal						
0.9%	Arlington Cnty, VA 08/01/2025 0.790%	041431VG9	15,000.00	\$15,006	0.8%	\$119
	Accrued Income			\$80		
3.0%	North Haven, CT 10/01/2025 0.943%	659579ZZ2	50,000.00	\$50,060	0.9%	\$472
	Accrued Income			\$117		
2.7%	Will County, IL 06/01/2026 1.000%	969080JB7	45,000.00	\$44,702	1.0%	\$450
	Accrued Income			\$9		
90.2% Fixed Income Total				\$1,519,288	1.6%	\$23,560
Cash Equivalent						
Cash Equivalent						
Cash Equivalent						
9.8%	Schwab Government Money Fund	SWGXX		\$165,371	0.0%	\$17
100.0% Total				\$1,684,659	1.4%	\$23,576

Transactions

Barrington Area Library District
From May 31, 2021 to June 30, 2021

Trade Date	Activity	Description	Quantity	Amount	Accrued Interest
6/30/2021	Income (Interest)	Comenity Capital Bank (20033AV45) 05/02/2022 2.550%		\$91	
6/30/2021	Income (Interest)	US Treas Note (91282CBC4) 12/31/2025 0.375%		\$94	
6/29/2021	Buy	North Haven, CT (659579ZZ2) 10/01/2025 0.943%	50,000.00	\$50,000	\$117
6/28/2021	Income (Interest)	UBS Bank (90348JJ35) 04/28/2026 0.850% Call 10/28/2021 100.00		\$20	
6/28/2021	Sell	BMO Harris Bank (05600XAA8) 06/26/2023 0.600% Call 06/26/2021 100.00	15,000.00	\$15,000	
6/26/2021	Income (Interest)	Axos Bank (05465DAG3) 03/27/2023 1.600%		\$95	
6/26/2021	Income (Interest)	BMO Harris Bank (05600XAA8) 06/26/2023 0.600% Call 06/26/2021 100.00		\$23	
6/26/2021	Income (Interest)	Citibank, N.A. (17312QY45) 12/27/2021 3.200%		\$1,197	
6/25/2021	Buy	US Treas Note (91282CCG4) 06/15/2024 0.250%	35,000.00	\$34,773	\$3
6/18/2021	Buy	Arlington Cnty, VA (041431VG9) 08/01/2025 0.790%	15,000.00	\$15,000	\$77
6/18/2021	Buy	Fed Home Ln Bk (3130AMH47) 06/09/2028 1.125%	50,000.00	\$49,551	\$63
6/18/2021	Buy	Live Oak Banking (538036QN7) 06/29/2029 1.350%	50,000.00	\$49,811	
6/18/2021	Income (Interest)	Bmw Bank North Am (05580AYD0) 12/18/2023 0.300%		\$36	
6/17/2021	Buy	Lane Community College, OR (515182EJ8) 06/15/2025 0.851%	25,000.00	\$25,050	\$4
6/16/2021	Buy	Fed Home Ln Bk (3130AMTF9) 06/11/2027 1.000%	75,000.00	\$74,480	\$19
6/15/2021	Income (Reinvested Dividend)	Schwab Government Money Fund	0.75	\$1	
6/14/2021	Buy	State Bank of India (856285VZ1) 06/16/2028 1.500%	75,000.00	\$75,000	
6/14/2021	Buy	UBS Bank (90348JJ35) 04/28/2026 0.850% Call 10/28/2021 100.00	28,000.00	\$27,914	\$12
6/14/2021	Buy	US Treas Note (91282CBC4) 12/31/2025 0.375%	50,000.00	\$49,275	\$86
6/14/2021	Income (Interest)	Wells Fargo Bank (949763VW3) 12/14/2021 3.250%		\$138	

Transactions

Barrington Area Library District
From May 31, 2021 to June 30, 2021

Trade Date	Activity	Description	Quantity	Amount	Accrued Interest
6/12/2021	Income (Interest)	Flagstar Bank (33847E2J5) 06/13/2022 2.500%		\$623	
6/11/2021	Buy	Will County, IL (969080JB7) 06/01/2026 1.000%	45,000.00	\$45,000	
6/11/2021	Deposit	Schwab Government Money Fund		\$587,849	

Barrington Public Library District

Revenues - All Funds

For the Period Ended June 30, 2021

	Month Actual Total Funds	Y-T-D Actual Total Funds	% Collected	Budgeted Receipts	Uncollected Receipts
Revenue					
Property Tax					
Tax Levy-Cook County	\$0.00	\$3,615,309.86	105.14%	\$3,438,571.58	\$176,738.28
Tax Levy-Lake County	\$1,432,497.32	\$3,594,105.68	98.95%	\$3,632,323.61	(\$38,217.93)
Tax Levy-McHenry County	\$210,342.45	\$479,188.86	109.50%	\$437,604.35	\$41,584.51
Tax Levy-Kane County	\$1,918.93	\$5,706.74	150.63%	\$3,788.65	\$1,918.09
Total Property Tax	\$1,644,758.70	\$7,694,311.14	102.42%	\$7,512,288.19	\$182,022.95
Other Taxes					
Personal Property Tax	\$0.00	\$63,624.51	147.96%	\$43,000.00	\$20,624.51
Tax Increment Financing District	\$0.00	\$0.00	0.00%	\$145,093.00	(\$145,093.00)
Total Other Taxes	\$0.00	\$63,624.51	33.83%	\$188,093.00	(\$124,468.49)
Impact Fees					
Impact Fees- Barrington	\$0.00	\$3,626.72	0.00%	\$0.00	\$3,626.72
Impact Fees- Lake Barrington	\$5,027.00	\$8,683.00	0.00%	\$0.00	\$8,683.00
Impact Fees- North Barrington	\$441.00	\$1,319.81	0.00%	\$0.00	\$1,319.81
Impact Fees- Other	\$0.00	\$0.00	0.00%	\$5,100.00	(\$5,100.00)
Total Impact Fees	\$5,468.00	\$13,629.53	267.25%	\$5,100.00	\$8,529.53
Operating Revenue					
Fines & Fees	\$811.57	\$11,486.08	0.00%	\$0.00	\$11,486.08
Copies	\$393.93	\$2,345.42	26.39%	\$8,889.00	(\$6,543.58)
Total Operating Revenue	\$1,205.50	\$13,831.50	155.60%	\$8,889.00	\$4,942.50
Grants					
Per Capita Grant	\$0.00	\$55,196.25	0.00%	\$0.00	\$55,196.25
Miscellaneous grants	\$0.00	\$63,900.57	0.00%	\$0.00	\$63,900.57
Total Grants	\$0.00	\$119,096.82	0.00%	\$0.00	\$119,096.82
Donations					
Donations- Other	\$50.00	\$10,070.00	805.60%	\$1,250.00	\$8,820.00
Total Donations	\$50.00	\$10,070.00	805.60%	\$1,250.00	\$8,820.00
Rental Income					
Rental- Verizon	\$100.00	\$1,100.00	91.67%	\$1,200.00	(\$100.00)
Total Rental Income	\$100.00	\$1,100.00	91.67%	\$1,200.00	(\$100.00)
Interest Income					
Interest Income	\$2,939.48	\$35,745.75	26.48%	\$135,000.00	(\$99,254.25)
Unrealized Gain (Loss) on investments	(\$678.75)	(\$15,633.13)	0.00%	\$0.00	(\$15,633.13)
Total Interest Income	\$2,260.73	\$20,112.62	14.90%	\$135,000.00	(\$114,887.38)
Miscellaneous Income					
Miscellaneous Income & Reimbursements	\$0.00	\$330.77	13.78%	\$2,400.00	(\$2,069.23)
Total Miscellaneous Income	\$0.00	\$330.77	13.78%	\$2,400.00	(\$2,069.23)
Total Revenue	\$1,653,842.93	\$7,936,106.89	101.04%	\$7,854,220.19	\$81,886.70

Barrington Public Library District

Expenditures-All Funds

For the Period Ended June 30, 2021

	Actual Month	Actual Y-T-D	% of Annual Budget	Annual Budget	% of Appropriation	Appropriation
Expenditures						
Salaries						
Salaries	\$218,946.35	\$2,951,893.00	89.57%	\$3,295,580.00		
Total Salaries	\$218,946.35	\$2,951,893.00	89.57%	\$3,295,580.00	73.80%	\$4,000,000.00
Benefits						
FICA employer	\$13,236.38	\$179,046.79	88.78%	\$201,682.00		
Medicare employer	\$3,095.57	\$41,873.87	88.78%	\$47,167.00		
IMRF	\$23,519.65	\$319,026.12	91.15%	\$350,000.00		
Insurance-medical and life	\$22,124.17	\$264,185.74	77.32%	\$341,670.00		
Total Benefits	\$61,975.77	\$804,132.52	85.50%	\$940,519.00	49.63%	\$1,620,255.00
Staff Development & Training						
Hiring	\$0.00	\$0.00	0.00%	\$2,000.00		
Staff Development	\$3,135.31	\$26,409.28	35.48%	\$74,431.77		
Dues & Memberships	\$188.00	\$3,776.00	61.12%	\$6,178.00		
Staff Expenses	\$350.00	\$3,441.28	28.24%	\$12,185.00		
Total Staff Development & Training	\$3,673.31	\$33,626.56	35.47%	\$94,794.77	14.62%	\$230,000.00
Library Materials						
Books	\$43,017.70	\$212,290.44	88.45%	\$240,000.00		
Books-Grab & Go	\$790.12	\$3,852.98	38.53%	\$10,000.00		
Periodicals	\$2,266.80	\$12,725.48	74.86%	\$17,000.00		
E-Periodicals	\$6,695.00	\$13,831.73	81.48%	\$16,975.00		
Circulating Equipment	\$105.17	\$2,337.65	51.95%	\$4,500.00		
Audio books-spoken	\$2,243.00	\$14,347.22	86.95%	\$16,500.00		
CDs	\$725.04	\$5,120.80	78.78%	\$6,500.00		
Digital Music	\$14,317.00	\$16,267.00	100.00%	\$16,267.00		
E-Books	\$34,075.19	\$234,358.15	99.52%	\$235,500.00		
DVDs	\$6,043.95	\$42,831.39	48.95%	\$87,500.00		
DVDs Grab & Go	\$864.27	\$2,172.50	21.73%	\$10,000.00		
E-DVDs	\$0.00	\$46,200.00	103.36%	\$44,700.00		
E-Audio Books	\$11,893.09	\$90,385.79	100.43%	\$90,000.00		
Refund for Materials lost & paid	\$108.70	\$544.91	27.25%	\$2,000.00		
AV Video Games	\$2,871.19	\$13,387.57	92.33%	\$14,500.00		
Realia	\$455.36	\$1,077.25	53.86%	\$2,000.00		
Processing supplies	\$795.00	\$9,255.57	52.19%	\$17,735.90		
Online Computer Library Center	\$0.00	\$30,646.63	97.08%	\$31,567.63		
Total Library Materials	\$127,266.58	\$751,633.06	87.07%	\$863,245.53	39.56%	\$1,900,000.00
Electronic Information						
Electronic information	\$22,635.61	\$163,831.05	97.91%	\$167,329.00		
Total Electronic Information	\$22,635.61	\$163,831.05	97.91%	\$167,329.00	40.96%	\$400,000.00

Barrington Public Library District**Expenditures-All Funds**

For the Period Ended June 30, 2021

	Actual Month	Actual Y-T-D	% of Annual Budget	Annual Budget	% of Appropriation	Appropriation
Library Programs						
Pilot Programs	\$0.00	\$34,073.15	85.18%	\$40,000.00		
Library programs	\$13,453.72	\$55,249.55	75.48%	\$73,199.84		
Total Library Programs	\$13,453.72	\$89,322.70	78.91%	\$113,199.84	27.90%	\$320,136.00
District Admin & Operating Expense						
Departmental supplies	\$1,109.46	\$26,401.92	65.87%	\$40,080.00		
Collection agency	\$0.00	\$0.00	0.00%	\$1,500.00		
Office supplies	\$394.69	\$5,527.25	78.96%	\$7,000.00		
Postage	\$2,469.98	\$19,095.88	94.32%	\$20,245.00		
Promotional & display materials	\$2,824.40	\$14,590.68	89.24%	\$16,350.00		
Fees & Service Charges	\$2,073.51	\$27,968.44	80.02%	\$34,950.00		
Business Insurance	\$1,568.00	\$73,027.75	81.14%	\$90,000.00		
Total District Admin & Operating Expense	\$10,440.04	\$166,611.92	79.29%	\$210,125.00	52.07%	\$320,000.00
Facility Operating Expense						
Rental Spaces	\$0.00	\$840.00	100.00%	\$840.00		
Security	\$0.00	\$1,210.00	85.21%	\$1,420.00		
Utilities-electric	\$6,853.98	\$86,379.53	78.53%	\$110,000.00		
Utilities-gas	\$1,249.64	\$15,394.42	96.22%	\$16,000.00		
Utilities-water, sewer	\$321.26	\$3,606.86	18.98%	\$19,000.00		
Utilities-Garbage	\$448.22	\$3,112.53	71.83%	\$4,333.00		
Telephone	\$4,582.40	\$51,663.79	97.90%	\$52,770.00		
Building maintenance & repair	\$20,779.23	\$114,315.65	80.82%	\$141,450.00		
Bldg maintenance supplies	\$3,249.58	\$10,755.20	61.46%	\$17,500.00		
Repair Contingency	\$25,060.00	\$69,769.33	98.82%	\$70,600.00		
Equipment maintenance	\$4,724.66	\$92,979.75	89.66%	\$103,700.00		
Piano maintenance	\$0.00	\$14,150.00	101.80%	\$13,900.00		
Traffic light	\$0.00	\$5,466.00	99.38%	\$5,500.00		
Site maintenance	\$11,808.00	\$83,937.24	109.35%	\$76,760.00		
Site Contingency	\$19,437.00	\$20,027.00	100.14%	\$20,000.00		
Vehicle operation & maintenance	\$528.53	\$4,177.41	49.15%	\$8,500.00		
Total Facility Operating Expense	\$99,042.50	\$577,784.71	87.24%	\$662,273.00	42.15%	\$1,370,735.00
Capital Assets						
Capital Assets	\$2,545.00	\$27,436.57	10.97%	\$250,000.00		
Library Building & Grounds Renovation	\$0.00	\$230,669.58	39.37%	\$585,976.00		
Total Capital Assets	\$2,545.00	\$258,106.15	30.87%	\$835,976.00	6.69%	\$3,859,871.00
Furniture, Fixtures & Equipment						
Furniture, Fixtures & Equipment	\$96,715.05	\$208,599.55	96.98%	\$215,100.00		
Total Furniture, Fixtures & Equipment	\$96,715.05	\$208,599.55	96.98%	\$215,100.00	22.66%	\$920,500.00

Barrington Public Library District**Expenditures-All Funds**

For the Period Ended June 30, 2021

	Actual Month	Actual Y-T-D	% of Annual Budget	Annual Budget	% of Appropriation	Appropriation
Technology Hardware & Software						
Technology Hardware	\$0.00	\$231,339.91	91.77%	\$252,100.00		
Technology Contingency	\$3,177.00	\$6,809.00	34.05%	\$20,000.00		
Software & Subscriptions	\$10,864.54	\$247,094.09	87.42%	\$282,653.00		
Total Technology Hardware & Software	\$14,041.54	\$485,243.00	87.47%	\$554,753.00	33.85%	\$1,433,623.00
Professional Services						
Legal fees	\$695.00	\$8,520.60	31.15%	\$27,352.00		
Legal expenses	\$0.00	\$234.90	2.14%	\$11,000.00		
Consultant fees	\$4,880.00	\$34,020.00	39.18%	\$86,840.00		
Audit expense	\$0.00	\$12,300.00	100.00%	\$12,300.00		
Total Professional Services	\$5,575.00	\$55,075.50	40.06%	\$137,492.00	20.78%	\$265,000.00
Trustee Expenses						
Trustee expense	\$0.00	\$745.96	17.24%	\$4,326.78		
Total Trustee Expenses	\$0.00	\$745.96	17.24%	\$4,326.78	8.45%	\$8,833.00
Total Expenditures	\$676,310.47	\$6,546,605.68	80.88%	\$8,094,713.92	39.32%	\$16,648,953.00

Barrington Public Library District
Expenditures-General Fund
For the Period Ended June 30, 2021

	Actual Month	Actual Y-T-D	% of Annual Budget	Annual Budget	% of Appropriation	Appropriation
Expenditures						
Salaries						
Salaries	\$218,946.35	\$2,951,893.00	89.57%	\$3,295,580.00		
Total Salaries	\$218,946.35	\$2,951,893.00	89.57%	\$3,295,580.00	73.80%	\$4,000,000.00
Benefits						
Insurance-medical and life	\$22,124.17	\$264,185.74	77.32%	\$341,670.00		
Total Benefits	\$22,124.17	\$264,185.74	77.32%	\$341,670.00	35.22%	\$750,000.00
Staff Development & Training						
Hiring	\$0.00	\$0.00	0.00%	\$2,000.00		
Staff Development	\$3,135.31	\$26,409.28	35.48%	\$74,431.77		
Dues & Memberships	\$188.00	\$3,776.00	61.12%	\$6,178.00		
Staff Expenses	\$350.00	\$3,441.28	28.24%	\$12,185.00		
Total Staff Development & Training	\$3,673.31	\$33,626.56	35.47%	\$94,794.77	14.62%	\$230,000.00
Library Materials						
Books	\$43,017.70	\$212,290.44	88.45%	\$240,000.00		
Books-Grab & Go	\$790.12	\$3,852.98	38.53%	\$10,000.00		
Periodicals	\$2,266.80	\$12,725.48	74.86%	\$17,000.00		
E-Periodicals	\$6,695.00	\$13,831.73	81.48%	\$16,975.00		
Circulating Equipment	\$105.17	\$2,337.65	51.95%	\$4,500.00		
Audio books-spoken	\$2,243.00	\$14,347.22	86.95%	\$16,500.00		
CDs	\$725.04	\$5,120.80	78.78%	\$6,500.00		
Digital Music	\$14,317.00	\$16,267.00	100.00%	\$16,267.00		
E-Books	\$34,075.19	\$234,358.15	99.52%	\$235,500.00		
DVDs	\$6,043.95	\$42,831.39	48.95%	\$87,500.00		
DVDs Grab & Go	\$864.27	\$2,172.50	21.73%	\$10,000.00		
E-DVDs	\$0.00	\$46,200.00	103.36%	\$44,700.00		
E-Audio Books	\$11,893.09	\$90,385.79	100.43%	\$90,000.00		
Refund for Materials lost & paid	\$108.70	\$544.91	27.25%	\$2,000.00		
AV Video Games	\$2,871.19	\$13,387.57	92.33%	\$14,500.00		
Realia	\$455.36	\$1,077.25	53.86%	\$2,000.00		
Processing supplies	\$795.00	\$9,255.57	52.19%	\$17,735.90		
Online Computer Library Center	\$0.00	\$30,646.63	97.08%	\$31,567.63		
Total Library Materials	\$127,266.58	\$751,633.06	87.07%	\$863,245.53	45.55%	\$1,650,000.00
Electronic Information						
Electronic information	\$22,635.61	\$163,831.05	97.91%	\$167,329.00		
Total Electronic Information	\$22,635.61	\$163,831.05	97.91%	\$167,329.00	40.96%	\$400,000.00
Library Programs						
Pilot Programs	\$0.00	\$11,643.15	77.62%	\$15,000.00		
Library programs	\$12,414.89	\$49,941.85	77.43%	\$64,500.00		
Total Library Programs	\$12,414.89	\$61,585.00	77.47%	\$79,500.00	30.79%	\$200,000.00

Barrington Public Library District
Expenditures-General Fund
For the Period Ended June 30, 2021

	Actual Month	Actual Y-T-D	% of Annual Budget	Annual Budget	% of Appropriation	Appropriation
District Admin & Operating Expense						
Departmental supplies	\$1,109.46	\$26,401.92	65.87%	\$40,080.00		
Collection agency	\$0.00	\$0.00	0.00%	\$1,500.00		
Office supplies	\$394.69	\$5,527.25	78.96%	\$7,000.00		
Postage	\$2,469.98	\$19,095.88	94.32%	\$20,245.00		
Promotional & display materials	\$2,824.40	\$14,590.68	89.24%	\$16,350.00		
Fees & Service Charges	\$2,073.51	\$27,420.44	78.46%	\$34,950.00		
Total District Admin & Operating Expense	\$8,872.04	\$93,036.17	77.45%	\$120,125.00	46.52%	\$200,000.00
Facility Operating Expense						
Security	\$0.00	\$1,210.00	85.21%	\$1,420.00		
Utilities-electric	\$6,853.98	\$86,379.53	78.53%	\$110,000.00		
Utilities-gas	\$1,249.64	\$15,394.42	96.22%	\$16,000.00		
Utilities-water, sewer	\$321.26	\$3,606.86	18.98%	\$19,000.00		
Utilities-Garbage	\$448.22	\$3,112.53	71.83%	\$4,333.00		
Telephone	\$4,582.40	\$51,663.79	97.90%	\$52,770.00		
Piano maintenance	\$0.00	\$14,150.00	101.80%	\$13,900.00		
Total Facility Operating Expense	\$13,455.50	\$175,517.13	80.73%	\$217,423.00	32.21%	\$545,000.00
Capital Assets						
Capital Assets	\$0.00	\$0.00	0.00%	\$150,000.00		
Total Capital Assets	\$0.00	\$0.00	0.00%	\$150,000.00	0.00%	\$1,518,164.00
Furniture, Fixtures & Equipment						
Furniture, Fixtures & Equipment	\$96,715.05	\$208,599.55	96.98%	\$215,100.00		
Total Furniture, Fixtures & Equipment	\$96,715.05	\$208,599.55	96.98%	\$215,100.00	22.66%	\$920,500.00
Technology Hardware & Software						
Technology Hardware	\$0.00	\$199,235.42	94.38%	\$211,100.00		
Technology Contingency	\$3,177.00	\$6,809.00	34.05%	\$20,000.00		
Software & Subscriptions	\$10,864.54	\$247,094.09	87.42%	\$282,653.00		
Total Technology Hardware & Software	\$14,041.54	\$453,138.51	88.20%	\$513,753.00	35.17%	\$1,288,265.00
Professional Services						
Legal fees	\$695.00	\$8,520.60	31.15%	\$27,352.00		
Legal expenses	\$0.00	\$234.90	2.14%	\$11,000.00		
Consultant fees	\$4,880.00	\$34,020.00	39.18%	\$86,840.00		
Total Professional Services	\$5,575.00	\$42,775.50	34.17%	\$125,192.00	17.11%	\$250,000.00
Trustee Expenses						
Trustee expense	\$0.00	\$745.96	17.24%	\$4,326.78		
Total Trustee Expenses	\$0.00	\$745.96	17.24%	\$4,326.78	8.45%	\$8,833.00
Total Expenditures	\$545,720.04	\$5,200,567.23	84.04%	\$6,188,039.08	43.48%	\$11,960,762.00

Barrington Public Library District
Account Distribution
General Fund

<u>Date</u>	<u>Trans.</u>	<u>Journal</u>	<u>Reference</u>	<u>Debit Amount</u>	<u>Credit Amount</u>	<u>Balance</u>
10-4000-00						
Account: 10-4000-00 (Salaries)						
6/1/2021			<i>Account Beginning Balance</i>			\$26,145.43
6/2/2021	7982-13	Journal Entry	5/21 Payroll & Settlement of Taxes	\$0.00		
6/2/2021	8022-13	Journal Entry	<Reversal>5/21 Payroll & Settlement of		\$0.00	
6/2/2021	8023-22	Journal Entry	<Reversal><Reversal>Record 6/4/21 P	\$0.00		
6/15/2021	7983-13	Journal Entry	5/21 Payroll & Settlement of Taxes	\$0.00		
6/15/2021	8024-13	Journal Entry	<Reversal>5/21 Payroll & Settlement of		\$0.00	
6/15/2021	8025-23	Journal Entry	<Reversal><Reversal>Record 6/18/21	\$0.00		
			<i>Account Subtotals</i>	\$0.00	\$0.00	
6/30/2021			<i>Account Net Change</i>			\$0.00
6/30/2021			<i>Account Ending Balance</i>			<u>\$26,145.43</u>
10-4000-10						
Account: 10-4000-10 (Salaries)						
6/1/2021			<i>Account Beginning Balance</i>			\$307,480.77
6/2/2021	7982-14	Journal Entry	5/21 Payroll & Settlement of Taxes	\$12,454.49		
6/2/2021	8022-14	Journal Entry	<Reversal>5/21 Payroll & Settlement of		\$12,454.49	
6/2/2021	8023-21	Journal Entry	<Reversal><Reversal>Record 6/4/21 P	\$12,454.49		
6/15/2021	7983-14	Journal Entry	5/21 Payroll & Settlement of Taxes	\$12,485.30		
6/15/2021	8024-14	Journal Entry	<Reversal>5/21 Payroll & Settlement of		\$12,485.30	
6/15/2021	8025-22	Journal Entry	<Reversal><Reversal>Record 6/18/21	\$12,485.30		
			<i>Account Subtotals</i>	\$49,879.58	\$24,939.79	
6/30/2021			<i>Account Net Change</i>			\$24,939.79
6/30/2021			<i>Account Ending Balance</i>			<u>\$332,420.56</u>
10-4000-11						
Account: 10-4000-11 (Salaries)						
6/1/2021			<i>Account Beginning Balance</i>			\$135,630.79
6/2/2021	7982-15	Journal Entry	5/21 Payroll & Settlement of Taxes	\$5,773.17		
6/2/2021	8022-15	Journal Entry	<Reversal>5/21 Payroll & Settlement of		\$5,773.17	
6/2/2021	8023-20	Journal Entry	<Reversal><Reversal>Record 6/4/21 P	\$5,773.17		
6/15/2021	7983-15	Journal Entry	5/21 Payroll & Settlement of Taxes	\$5,999.92		
6/15/2021	8024-15	Journal Entry	<Reversal>5/21 Payroll & Settlement of		\$5,999.92	
6/15/2021	8025-21	Journal Entry	<Reversal><Reversal>Record 6/18/21	\$5,999.92		
			<i>Account Subtotals</i>	\$23,546.18	\$11,773.09	
6/30/2021			<i>Account Net Change</i>			\$11,773.09
6/30/2021			<i>Account Ending Balance</i>			<u>\$147,403.88</u>
10-4000-12						
Account: 10-4000-12 (Salaries)						
6/1/2021			<i>Account Beginning Balance</i>			\$106,048.00
6/2/2021	7982-16	Journal Entry	5/21 Payroll & Settlement of Taxes	\$4,423.58		
6/2/2021	8022-16	Journal Entry	<Reversal>5/21 Payroll & Settlement of		\$4,423.58	
6/2/2021	8023-19	Journal Entry	<Reversal><Reversal>Record 6/4/21 P	\$4,423.58		
6/15/2021	7983-16	Journal Entry	5/21 Payroll & Settlement of Taxes	\$4,423.59		
6/15/2021	8024-16	Journal Entry	<Reversal>5/21 Payroll & Settlement of		\$4,423.59	
6/15/2021	8025-20	Journal Entry	<Reversal><Reversal>Record 6/18/21	\$4,423.59		
			<i>Account Subtotals</i>	\$17,694.34	\$8,847.17	
6/30/2021			<i>Account Net Change</i>			\$8,847.17

Barrington Public Library District
Account Distribution
General Fund

<u>Date</u>	<u>Trans.</u>	<u>Journal</u>	<u>Reference</u>	<u>Debit Amount</u>	<u>Credit Amount</u>	<u>Balance</u>
Account: 10-4000-12 (Salaries)						
6/30/2021			<i>Account Ending Balance</i>			<u>\$114,895.17</u>
10-4000-13						
Account: 10-4000-13 (Salaries)						
6/1/2021			<i>Account Beginning Balance</i>			\$127,755.58
6/2/2021	7982-17	Journal Entry	5/21 Payroll & Settlement of Taxes	\$5,329.63		
6/2/2021	8022-17	Journal Entry	<Reversal>5/21 Payroll & Settlement of		\$5,329.63	
6/2/2021	8023-18	Journal Entry	<Reversal><Reversal>Record 6/4/21 P	\$5,329.63		
6/15/2021	7983-17	Journal Entry	5/21 Payroll & Settlement of Taxes	\$5,329.63		
6/15/2021	8024-17	Journal Entry	<Reversal>5/21 Payroll & Settlement of		\$5,329.63	
6/15/2021	8025-19	Journal Entry	<Reversal><Reversal>Record 6/18/21	\$5,329.63		
			<i>Account Subtotals</i>	<u>\$21,318.52</u>	<u>\$10,659.26</u>	
6/30/2021			<i>Account Net Change</i>			\$10,659.26
6/30/2021			<i>Account Ending Balance</i>			<u>\$138,414.84</u>
10-4000-20						
Account: 10-4000-20 (Salaries)						
6/1/2021			<i>Account Beginning Balance</i>			\$521,882.05
6/2/2021	7982-18	Journal Entry	5/21 Payroll & Settlement of Taxes	\$21,980.02		
6/2/2021	8022-18	Journal Entry	<Reversal>5/21 Payroll & Settlement of		\$21,980.02	
6/2/2021	8023-17	Journal Entry	<Reversal><Reversal>Record 6/4/21 P	\$21,980.02		
6/15/2021	7983-18	Journal Entry	5/21 Payroll & Settlement of Taxes	\$21,772.99		
6/15/2021	8024-18	Journal Entry	<Reversal>5/21 Payroll & Settlement of		\$21,772.99	
6/15/2021	8025-18	Journal Entry	<Reversal><Reversal>Record 6/18/21	\$21,772.99		
			<i>Account Subtotals</i>	<u>\$87,506.02</u>	<u>\$43,753.01</u>	
6/30/2021			<i>Account Net Change</i>			\$43,753.01
6/30/2021			<i>Account Ending Balance</i>			<u>\$565,635.06</u>
10-4000-30						
Account: 10-4000-30 (Salaries)						
6/1/2021			<i>Account Beginning Balance</i>			\$136,366.02
6/2/2021	7982-19	Journal Entry	5/21 Payroll & Settlement of Taxes	\$5,427.06		
6/2/2021	8022-19	Journal Entry	<Reversal>5/21 Payroll & Settlement of		\$5,427.06	
6/2/2021	8023-16	Journal Entry	<Reversal><Reversal>Record 6/4/21 P	\$5,427.06		
6/15/2021	7983-19	Journal Entry	5/21 Payroll & Settlement of Taxes	\$5,228.78		
6/15/2021	8024-19	Journal Entry	<Reversal>5/21 Payroll & Settlement of		\$5,228.78	
6/15/2021	8025-17	Journal Entry	<Reversal><Reversal>Record 6/18/21	\$5,228.78		
			<i>Account Subtotals</i>	<u>\$21,311.68</u>	<u>\$10,655.84</u>	
6/30/2021			<i>Account Net Change</i>			\$10,655.84
6/30/2021			<i>Account Ending Balance</i>			<u>\$147,021.86</u>
10-4000-35						
Account: 10-4000-35 (Salaries)						
6/1/2021			<i>Account Beginning Balance</i>			\$273,026.57
6/2/2021	7982-20	Journal Entry	5/21 Payroll & Settlement of Taxes	\$10,543.74		
6/2/2021	8022-20	Journal Entry	<Reversal>5/21 Payroll & Settlement of		\$10,543.74	
6/2/2021	8023-15	Journal Entry	<Reversal><Reversal>Record 6/4/21 P	\$10,543.74		
6/15/2021	7983-20	Journal Entry	5/21 Payroll & Settlement of Taxes	\$9,613.68		
6/15/2021	8024-20	Journal Entry	<Reversal>5/21 Payroll & Settlement of		\$9,613.68	
6/15/2021	8025-16	Journal Entry	<Reversal><Reversal>Record 6/18/21	\$9,613.68		

Barrington Public Library District
Account Distribution
General Fund

<u>Date</u>	<u>Trans.</u>	<u>Journal</u>	<u>Reference</u>	<u>Debit Amount</u>	<u>Credit Amount</u>	<u>Balance</u>
Account: 10-4000-35 (Salaries)						
			<i>Account Subtotals</i>	\$40,314.84	\$20,157.42	
6/30/2021			<i>Account Net Change</i>			\$20,157.42
6/30/2021			<i>Account Ending Balance</i>			\$293,183.99
10-4000-40						
Account: 10-4000-40 (Salaries)						
6/1/2021			<i>Account Beginning Balance</i>			\$321,807.18
6/2/2021	7982-21	Journal Entry	5/21 Payroll & Settlement of Taxes	\$11,273.94		
6/2/2021	8022-21	Journal Entry	<Reversal>5/21 Payroll & Settlement of		\$11,273.94	
6/2/2021	8023-14	Journal Entry	<Reversal><Reversal>Record 6/4/21 P	\$11,273.94		
6/15/2021	7983-21	Journal Entry	5/21 Payroll & Settlement of Taxes	\$11,749.53		
6/15/2021	8024-21	Journal Entry	<Reversal>5/21 Payroll & Settlement of		\$11,749.53	
6/15/2021	8025-15	Journal Entry	<Reversal><Reversal>Record 6/18/21	\$11,749.53		
			<i>Account Subtotals</i>	\$46,046.94	\$23,023.47	
6/30/2021			<i>Account Net Change</i>			\$23,023.47
6/30/2021			<i>Account Ending Balance</i>			\$344,830.65
10-4000-50						
Account: 10-4000-50 (Salaries)						
6/1/2021			<i>Account Beginning Balance</i>			\$348,922.04
6/2/2021	7982-22	Journal Entry	5/21 Payroll & Settlement of Taxes	\$14,689.83		
6/2/2021	8022-22	Journal Entry	<Reversal>5/21 Payroll & Settlement of		\$14,689.83	
6/2/2021	8023-13	Journal Entry	<Reversal><Reversal>Record 6/4/21 P	\$14,689.83		
6/15/2021	7983-22	Journal Entry	5/21 Payroll & Settlement of Taxes	\$14,584.74		
6/15/2021	8024-22	Journal Entry	<Reversal>5/21 Payroll & Settlement of		\$14,584.74	
6/15/2021	8025-14	Journal Entry	<Reversal><Reversal>Record 6/18/21	\$14,584.74		
			<i>Account Subtotals</i>	\$58,549.14	\$29,274.57	
6/30/2021			<i>Account Net Change</i>			\$29,274.57
6/30/2021			<i>Account Ending Balance</i>			\$378,196.61
10-4000-60						
Account: 10-4000-60 (Salaries)						
6/1/2021			<i>Account Beginning Balance</i>			\$427,882.22
6/2/2021	7982-23	Journal Entry	5/21 Payroll & Settlement of Taxes	\$17,882.92		
6/2/2021	8022-23	Journal Entry	<Reversal>5/21 Payroll & Settlement of		\$17,882.92	
6/2/2021	8023-12	Journal Entry	<Reversal><Reversal>Record 6/4/21 P	\$17,882.92		
6/15/2021	7983-23	Journal Entry	5/21 Payroll & Settlement of Taxes	\$17,979.81		
6/15/2021	8024-23	Journal Entry	<Reversal>5/21 Payroll & Settlement of		\$17,979.81	
6/15/2021	8025-13	Journal Entry	<Reversal><Reversal>Record 6/18/21	\$17,979.81		
			<i>Account Subtotals</i>	\$71,725.46	\$35,862.73	
6/30/2021			<i>Account Net Change</i>			\$35,862.73
6/30/2021			<i>Account Ending Balance</i>			\$463,744.95
10-4600-00						
Account: 10-4600-00 (Insurance-medical and life)						
6/1/2021			<i>Account Beginning Balance</i>			\$242,061.57
6/1/2021	7997-2	Journal Entry	June insurance premium IMRF reimbur		\$47.00	
6/2/2021	7982-12	Journal Entry	5/21 Payroll & Settlement of Taxes		\$2,727.90	
6/2/2021	8022-12	Journal Entry	<Reversal>5/21 Payroll & Settlement of	\$2,727.90		
6/2/2021	8023-23	Journal Entry	<Reversal><Reversal>Record 6/4/21 P		\$2,727.90	

Barrington Public Library District
Account Distribution
General Fund

<u>Date</u>	<u>Trans.</u>	<u>Journal</u>	<u>Reference</u>	<u>Debit Amount</u>	<u>Credit Amount</u>	<u>Balance</u>
Account: 10-4600-00 (Insurance-medical and life)						
6/7/2021	7969-287	Accounts Payable	Wellness Insurance N-Medical-Life I	\$27,829.97		
6/10/2021	7998-2	Journal Entry	6/10/21 Deposit Reimbursements, Imp		\$203.00	
6/15/2021	7983-12	Journal Entry	5/21 Payroll & Settlnent of Taxes		\$2,727.90	
6/15/2021	8024-12	Journal Entry	<Reversal>5/21 Payroll & Settlnent of	\$2,727.90		
6/15/2021	8025-24	Journal Entry	<Reversal><Reversal>Record 6/18/21		\$2,727.90	
			<i>Account Subtotals</i>	\$33,285.77	\$11,161.60	
6/30/2021			<i>Account Net Change</i>			\$22,124.17
6/30/2021			<i>Account Ending Balance</i>			\$264,185.74
10-4800-00						
Account: 10-4800-00 (Staff Development)						
6/1/2021			<i>Account Beginning Balance</i>			\$3,241.56
6/7/2021	7969-9	Accounts Payable	Amazon Capital Servi-InService supp	\$382.06		
6/7/2021	7969-35	Accounts Payable	Nathaniel Rouse-Presentation 6/22-ED	\$100.00		
6/7/2021	7969-37	Accounts Payable	Barrington Leads NFP-Honorarium to l	\$100.00		
6/7/2021	7969-120	Accounts Payable	The Miami Foundation-Honorarium f	\$200.00		
6/7/2021	7969-154	Accounts Payable	First Bankcard-Hop A Tour deposit fo	\$432.00		
6/7/2021	7969-199	Accounts Payable	First Bankcard-CustomLanyard.net-sta	\$128.91		
6/21/2021	7985-110	Accounts Payable	Amazon Capital Servi-Additional in-	\$42.34		
			<i>Account Subtotals</i>	\$1,385.31	\$0.00	
6/30/2021			<i>Account Net Change</i>			\$1,385.31
6/30/2021			<i>Account Ending Balance</i>			\$4,626.87
10-4800-10						
Account: 10-4800-10 (Staff Development)						
6/1/2021			<i>Account Beginning Balance</i>			\$1,548.95
6/7/2021	7969-150	Accounts Payable	First Bankcard-Zing Training-Stordahl	\$240.00		
6/7/2021	7969-158	Accounts Payable	First Bankcard-GFOA training-Riende	\$85.00		
6/28/2021	8005-29	Accounts Payable	HR Source-2021 Public Library report	\$150.00		
			<i>Account Subtotals</i>	\$475.00	\$0.00	
6/30/2021			<i>Account Net Change</i>			\$475.00
6/30/2021			<i>Account Ending Balance</i>			\$2,023.95
10-4800-11						
Account: 10-4800-11 (Staff Development)						
6/1/2021			<i>Account Beginning Balance</i>			\$8,149.35
6/30/2021			<i>Account Net Change</i>			\$0.00
6/30/2021			<i>Account Ending Balance</i>			\$8,149.35
10-4800-12						
Account: 10-4800-12 (Staff Development)						
6/1/2021			<i>Account Beginning Balance</i>			\$249.00
6/7/2021	7969-217	Accounts Payable	First Bankcard-Overdrive Digipalooza-	\$39.00		
			<i>Account Subtotals</i>	\$39.00	\$0.00	
6/30/2021			<i>Account Net Change</i>			\$39.00
6/30/2021			<i>Account Ending Balance</i>			\$288.00
10-4800-13						
Account: 10-4800-13 (Staff Development)						

Barrington Public Library District
Account Distribution
General Fund

<u>Date</u>	<u>Trans.</u>	<u>Journal</u>	<u>Reference</u>	<u>Debit Amount</u>	<u>Credit Amount</u>	<u>Balance</u>
Account: 10-4800-13 (Staff Development)						
6/1/2021			<i>Account Beginning Balance</i>			\$309.00
6/30/2021			<i>Account Net Change</i>			\$0.00
6/30/2021			<i>Account Ending Balance</i>			<u>\$309.00</u>
10-4800-20						
Account: 10-4800-20 (Staff Development)						
6/1/2021			<i>Account Beginning Balance</i>			\$2,710.47
6/7/2021	7969-223	Accounts Payable	First Bankcard-McHenry Co Genealogi	\$25.00		
6/7/2021	7969-225	Accounts Payable	First Bankcard-PLA-Leadership durin	\$43.00		
			<i>Account Subtotals</i>	\$68.00	\$0.00	
6/30/2021			<i>Account Net Change</i>			\$68.00
6/30/2021			<i>Account Ending Balance</i>			<u>\$2,778.47</u>
10-4800-40						
Account: 10-4800-40 (Staff Development)						
6/1/2021			<i>Account Beginning Balance</i>			\$0.00
6/7/2021	7969-297	Accounts Payable	First Bankcard-Manager Bootcamp Tra	\$1,025.00		
			<i>Account Subtotals</i>	\$1,025.00	\$0.00	
6/30/2021			<i>Account Net Change</i>			\$1,025.00
6/30/2021			<i>Account Ending Balance</i>			<u>\$1,025.00</u>
10-4800-50						
Account: 10-4800-50 (Staff Development)						
6/1/2021			<i>Account Beginning Balance</i>			\$2,683.00
6/30/2021			<i>Account Net Change</i>			\$0.00
6/30/2021			<i>Account Ending Balance</i>			<u>\$2,683.00</u>
10-4800-60						
Account: 10-4800-60 (Staff Development)						
6/1/2021			<i>Account Beginning Balance</i>			\$4,382.64
6/28/2021	8005-55	Accounts Payable	First Bankcard-Fred Rogers Educator S	\$143.00		
			<i>Account Subtotals</i>	\$143.00	\$0.00	
6/30/2021			<i>Account Net Change</i>			\$143.00
6/30/2021			<i>Account Ending Balance</i>			<u>\$4,525.64</u>
10-4810-10						
Account: 10-4810-10 (Dues & Memberships)						
6/1/2021			<i>Account Beginning Balance</i>			\$1,413.00
6/30/2021			<i>Account Net Change</i>			\$0.00
6/30/2021			<i>Account Ending Balance</i>			<u>\$1,413.00</u>
10-4810-11						
Account: 10-4810-11 (Dues & Memberships)						
6/1/2021			<i>Account Beginning Balance</i>			\$182.00
6/30/2021			<i>Account Net Change</i>			\$0.00
6/30/2021			<i>Account Ending Balance</i>			<u>\$182.00</u>
10-4810-12						

Barrington Public Library District

Account Distribution

General Fund

Date	Trans.	Journal	Reference	Debit Amount	Credit Amount	Balance
Account: 10-4810-12 (Dues & Memberships)						
6/1/2021			<i>Account Beginning Balance</i>			\$148.00
6/30/2021			<i>Account Net Change</i>			\$0.00
6/30/2021			<i>Account Ending Balance</i>			<u>\$148.00</u>
10-4810-13						
Account: 10-4810-13 (Dues & Memberships)						
6/1/2021			<i>Account Beginning Balance</i>			\$200.00
6/30/2021			<i>Account Net Change</i>			\$0.00
6/30/2021			<i>Account Ending Balance</i>			<u>\$200.00</u>
10-4810-20						
Account: 10-4810-20 (Dues & Memberships)						
6/1/2021			<i>Account Beginning Balance</i>			\$588.00
6/30/2021			<i>Account Net Change</i>			\$0.00
6/30/2021			<i>Account Ending Balance</i>			<u>\$588.00</u>
10-4810-30						
Account: 10-4810-30 (Dues & Memberships)						
6/1/2021			<i>Account Beginning Balance</i>			\$431.00
6/30/2021			<i>Account Net Change</i>			\$0.00
6/30/2021			<i>Account Ending Balance</i>			<u>\$431.00</u>
10-4810-50						
Account: 10-4810-50 (Dues & Memberships)						
6/1/2021			<i>Account Beginning Balance</i>			\$626.00
6/28/2021	8005-107	Accounts Payable	WILIUG-2021/22 WILIUG Membersh	\$40.00		
			<i>Account Subtotals</i>	<u>\$40.00</u>	<u>\$0.00</u>	
6/30/2021			<i>Account Net Change</i>			\$40.00
6/30/2021			<i>Account Ending Balance</i>			<u>\$666.00</u>
10-4810-60						
Account: 10-4810-60 (Dues & Memberships)						
6/1/2021			<i>Account Beginning Balance</i>			\$0.00
6/15/2021	7983-25	Journal Entry	5/21 Payroll & Settlement of Taxes	\$148.00		
6/15/2021	8024-25	Journal Entry	<Reversal>5/21 Payroll & Settlement of		\$148.00	
6/15/2021	8025-11	Journal Entry	<Reversal><Reversal>Record 6/18/21	\$148.00		
			<i>Account Subtotals</i>	<u>\$296.00</u>	<u>\$148.00</u>	
6/30/2021			<i>Account Net Change</i>			\$148.00
6/30/2021			<i>Account Ending Balance</i>			<u>\$148.00</u>
10-4820-10						
Account: 10-4820-10 (Staff Expenses)						
6/1/2021			<i>Account Beginning Balance</i>			\$3,091.28
6/28/2021	8005-73	Accounts Payable	First Bankcard-Award of Choice-Peter	\$50.00		
6/28/2021	8005-75	Accounts Payable	First Bankcard-Award of Choice-Mills	\$300.00		
			<i>Account Subtotals</i>	<u>\$350.00</u>	<u>\$0.00</u>	
6/30/2021			<i>Account Net Change</i>			\$350.00

Barrington Public Library District

Account Distribution

General Fund

Date	Trans.	Journal	Reference	Debit Amount	Credit Amount	Balance
Account: 10-4820-10 (Staff Expenses)						
6/30/2021			<i>Account Ending Balance</i>			<u>\$3,441.28</u>
10-5100-20						
Account: 10-5100-20 (Books)						
6/1/2021			<i>Account Beginning Balance</i>			\$117,604.04
6/7/2021	7969-47	Accounts Payable	Baker & Taylor Books-AS Books & G	\$282.44		
6/7/2021	7969-50	Accounts Payable	Baker & Taylor Books-AS Books	\$375.65		
6/7/2021	7969-52	Accounts Payable	Baker & Taylor Books-AS Books & G	\$188.19		
6/7/2021	7969-55	Accounts Payable	Baker & Taylor Books-AS Books	\$486.44		
6/7/2021	7969-64	Accounts Payable	Ingram Library Servi-AS Books	\$30.76		
6/7/2021	7969-66	Accounts Payable	Ingram Library Servi-AS Books	\$49.45		
6/7/2021	7969-68	Accounts Payable	Ingram Library Servi-AS Books	\$33.02		
6/7/2021	7969-70	Accounts Payable	Ingram Library Servi-AS Books	\$65.67		
6/7/2021	7969-72	Accounts Payable	Ingram Library Servi-AS Books	\$51.01		
6/7/2021	7969-74	Accounts Payable	Ingram Library Servi-AS Books	\$31.18		
6/7/2021	7969-82	Accounts Payable	Ingram Library Servi-AS Books	\$520.78		
6/7/2021	7969-84	Accounts Payable	Ingram Library Servi-AS Books	\$192.63		
6/21/2021	7985-9	Accounts Payable	Baker & Taylor Books-AS Books	\$372.68		
6/21/2021	7985-11	Accounts Payable	Baker & Taylor Books-AS Books	\$242.34		
6/21/2021	7985-13	Accounts Payable	Baker & Taylor Books-AS Books	\$457.36		
6/21/2021	7985-15	Accounts Payable	Baker & Taylor Books-AS Books	\$415.49		
6/21/2021	7985-17	Accounts Payable	Baker & Taylor Books-AS Books	\$466.84		
6/21/2021	7985-19	Accounts Payable	Baker & Taylor Books-AS Books	\$312.83		
6/21/2021	7985-21	Accounts Payable	Baker & Taylor Books-AS Books	\$1,654.83		
6/21/2021	7985-23	Accounts Payable	Baker & Taylor Books-AS Books	\$175.84		
6/21/2021	7985-25	Accounts Payable	Baker & Taylor Books-AS Books	\$557.00		
6/21/2021	7985-27	Accounts Payable	Baker & Taylor Books-AS Books & G	\$305.79		
6/21/2021	7985-68	Accounts Payable	Ingram Library Servi-AS Books & GG	\$17.38		
6/21/2021	7985-71	Accounts Payable	Ingram Library Servi-AS Books	\$19.99		
6/21/2021	7985-75	Accounts Payable	Ingram Library Servi-AS Books & GG	\$59.22		
6/21/2021	7985-78	Accounts Payable	Ingram Library Servi-AS Books	\$228.34		
6/21/2021	7985-80	Accounts Payable	Ingram Library Servi-AS Books	\$100.10		
6/21/2021	7985-82	Accounts Payable	Ingram Library Servi-AS Books	\$82.93		
6/21/2021	7985-84	Accounts Payable	Ingram Library Servi-AS Books	\$64.36		
6/21/2021	7985-86	Accounts Payable	Ingram Library Servi-AS Books	\$14.76		
6/21/2021	7985-88	Accounts Payable	Ingram Library Servi-AS Books	\$198.48		
6/21/2021	7985-122	Accounts Payable	Baker & Taylor Books-AS Books	\$34.98		
6/21/2021	7985-124	Accounts Payable	Baker & Taylor Books-AS Books	\$92.68		
6/21/2021	7985-126	Accounts Payable	Baker & Taylor Books-AS Books	\$17.77		
6/21/2021	7985-128	Accounts Payable	Baker & Taylor Books-AS Books	\$58.93		
6/21/2021	7985-130	Accounts Payable	Baker & Taylor Books-AS Books	\$59.98		
6/21/2021	7985-132	Accounts Payable	Ingram Library Servi-AS Books	\$378.82		
6/21/2021	7985-134	Accounts Payable	Ingram Library Servi-AS Books	\$1,438.06		
6/21/2021	7985-137	Accounts Payable	Ingram Library Servi-AS Books	\$259.03		
6/21/2021	7985-186	Accounts Payable	Ingram Library Servi-AS Books	\$63.93		
6/21/2021	7985-188	Accounts Payable	Ingram Library Servi-AS Books	\$516.58		
6/21/2021	7985-192	Accounts Payable	Ingram Library Servi-AS Books	\$1,225.78		
6/21/2021	7985-194	Accounts Payable	Ingram Library Servi-AS Books	\$15.94		
6/21/2021	7985-196	Accounts Payable	Ingram Library Servi-AS Books	\$113.34		
6/21/2021	7985-198	Accounts Payable	Ingram Library Servi-AS Books	\$586.27		
6/21/2021	7985-238	Accounts Payable	Ingram Library Servi-AS Books	\$32.43		
6/21/2021	7985-240	Accounts Payable	Ingram Library Servi-AS Books	\$302.40		
6/21/2021	7985-242	Accounts Payable	Ingram Library Servi-AS Books	\$345.41		
6/21/2021	7985-244	Accounts Payable	Ingram Library Servi-AS Books	\$59.03		
6/21/2021	7985-246	Accounts Payable	Ingram Library Servi-AS Books	\$181.72		
6/21/2021	7985-262	Accounts Payable	Baker & Taylor Books-AS Books & G	\$67.59		
6/21/2021	7985-265	Accounts Payable	Baker & Taylor Books-AS Books	\$419.43		
6/21/2021	7985-267	Accounts Payable	Baker & Taylor Books-AS Books & G	\$15.57		
6/21/2021	7985-270	Accounts Payable	Baker & Taylor Books-AS Books & G	\$103.38		

Barrington Public Library District

Account Distribution

General Fund

Date	Trans.	Journal	Reference	Debit Amount	Credit Amount	Balance
Account: 10-5100-20 (Books)						
6/21/2021	7985-273	Accounts Payable	Baker & Taylor Books-AS Books	\$229.72		
6/21/2021	7985-275	Accounts Payable	Baker & Taylor Books-AS Books	\$425.46		
6/21/2021	7985-279	Accounts Payable	Baker & Taylor Books-AS/YS Books	\$751.39		
6/28/2021	8005-83	Accounts Payable	Ingram Library Servi-AS Books-ICurat	\$4,200.00		
6/28/2021	8005-111	Accounts Payable	Baker & Taylor Books-AS Books	\$813.96		
6/28/2021	8005-113	Accounts Payable	Baker & Taylor Books-AS Books & G	\$83.10		
6/28/2021	8005-116	Accounts Payable	Baker & Taylor Books-AS Books	\$104.83		
6/28/2021	8005-118	Accounts Payable	Baker & Taylor Books-AS Books	\$107.63		
6/28/2021	8005-120	Accounts Payable	Baker & Taylor Books-AS Books	\$395.06		
6/28/2021	8005-122	Accounts Payable	Baker & Taylor Books-AS Books & G	\$226.73		
6/28/2021	8005-125	Accounts Payable	Baker & Taylor Books-AS Books	\$444.67		
6/28/2021	8005-127	Accounts Payable	Baker & Taylor Books-AS Books	\$229.45		
6/28/2021	8005-129	Accounts Payable	Baker & Taylor Books-AS Books & G	\$240.19		
6/28/2021	8005-132	Accounts Payable	Baker & Taylor Books-AS Books	\$545.02		
6/28/2021	8005-134	Accounts Payable	Baker & Taylor Books-AS Books & G	\$293.18		
6/28/2021	8005-137	Accounts Payable	Baker & Taylor Books-AS Books	\$441.92		
6/28/2021	8005-139	Accounts Payable	Baker & Taylor Books-AS Books	\$402.64		
6/28/2021	8005-141	Accounts Payable	Baker & Taylor Books-AS Books	\$560.08		
6/28/2021	8005-157	Accounts Payable	Ingram Library Servi-AS Books	\$107.03		
6/28/2021	8005-159	Accounts Payable	Ingram Library Servi-AS Books & GG	\$411.35		
6/28/2021	8005-162	Accounts Payable	Ingram Library Servi-AS Books	\$132.07		
6/28/2021	8005-164	Accounts Payable	Ingram Library Servi-AS Books	\$67.70		
6/28/2021	8005-166	Accounts Payable	Ingram Library Servi-AS Books	\$29.74		
6/28/2021	8005-168	Accounts Payable	Ingram Library Servi-AS Books	\$32.29		
6/28/2021	8005-170	Accounts Payable	Ingram Library Servi-AS Books	\$148.59		
6/28/2021	8005-172	Accounts Payable	Ingram Library Servi-AS Books	\$52.86		
			<i>Account Subtotals</i>	\$25,919.49	\$0.00	
6/30/2021			<i>Account Net Change</i>			\$25,919.49
6/30/2021			<i>Account Ending Balance</i>			\$143,523.53
10-5100-60						
Account: 10-5100-60 (Books)						
6/1/2021			<i>Account Beginning Balance</i>			\$51,668.70
6/7/2021	7969-57	Accounts Payable	Baker & Taylor Books-YS Books	\$395.44		
6/7/2021	7969-59	Accounts Payable	Ingram Library Servi-YS Books	\$9.78		
6/7/2021	7969-61	Accounts Payable	Ingram Library Servi-YS Books & YS	\$24.51		
6/21/2021	7985-30	Accounts Payable	Baker & Taylor Books-YS Books	\$482.95		
6/21/2021	7985-32	Accounts Payable	Baker & Taylor Books-YS Books	\$274.49		
6/21/2021	7985-34	Accounts Payable	Baker & Taylor Books-YS Books	\$344.97		
6/21/2021	7985-36	Accounts Payable	Baker & Taylor Books-YS Books	\$773.47		
6/21/2021	7985-38	Accounts Payable	Baker & Taylor Books-YS Books	\$380.67		
6/21/2021	7985-40	Accounts Payable	Baker & Taylor Books-YS Books	\$195.85		
6/21/2021	7985-42	Accounts Payable	Baker & Taylor Books-YS Books	\$215.11		
6/21/2021	7985-44	Accounts Payable	Baker & Taylor Books-YS Books	\$893.05		
6/21/2021	7985-66	Accounts Payable	Ingram Library Servi-YS Books	\$14.10		
6/21/2021	7985-73	Accounts Payable	Ingram Library Servi-YS Books	\$10.85		
6/21/2021	7985-90	Accounts Payable	Baker & Taylor Books-YS Books	\$42.62		
6/21/2021	7985-92	Accounts Payable	Baker & Taylor Books-YS Books	\$72.30		
6/21/2021	7985-139	Accounts Payable	Ingram Library Servi-YS Books	\$262.38		
6/21/2021	7985-141	Accounts Payable	Ingram Library Servi-YS Books	\$633.77		
6/21/2021	7985-143	Accounts Payable	Ingram Library Servi-YS Books	\$1,565.92		
6/21/2021	7985-145	Accounts Payable	Ingram Library Servi-YS Books	\$142.01		
6/21/2021	7985-147	Accounts Payable	Ingram Library Servi-YS Books	\$180.61		
6/21/2021	7985-190	Accounts Payable	Ingram Library Servi-YS Books	\$31.30		
6/21/2021	7985-248	Accounts Payable	Ingram Library Servi-YS Books	\$21.14		
6/21/2021	7985-250	Accounts Payable	Ingram Library Servi-YS Books	\$4.51		
6/21/2021	7985-252	Accounts Payable	Ingram Library Servi-YS Books	\$16.19		
6/21/2021	7985-254	Accounts Payable	Ingram Library Servi-YS Books	\$22.27		

Barrington Public Library District
Account Distribution
General Fund

<u>Date</u>	<u>Trans.</u>	<u>Journal</u>	<u>Reference</u>	<u>Debit Amount</u>	<u>Credit Amount</u>	<u>Balance</u>
Account: 10-5100-60 (Books)						
6/21/2021	7985-256	Accounts Payable	Ingram Library Servi-YS Books	\$37.48		
6/21/2021	7985-258	Accounts Payable	Children's Plus Inc-YS Books	\$3,779.29		
6/21/2021	7985-260	Accounts Payable	Children's Plus Inc-YS Books	\$129.36		
6/21/2021	7985-277	Accounts Payable	Baker & Taylor Books-YS Books	\$694.18		
6/21/2021	7985-281	Accounts Payable	Baker & Taylor Books-AS/YS Books	\$19.92		
6/21/2021	7985-282	Accounts Payable	Baker & Taylor Books-YS Books	\$2,341.12		
6/28/2021	8005-143	Accounts Payable	Baker & Taylor Books-YS Books	\$478.30		
6/28/2021	8005-145	Accounts Payable	Baker & Taylor Books-YS Books	\$270.85		
6/28/2021	8005-147	Accounts Payable	Baker & Taylor Books-YS Books	\$96.99		
6/28/2021	8005-150	Accounts Payable	Baker & Taylor Books-YS Books	\$314.11		
6/28/2021	8005-174	Accounts Payable	Ingram Library Servi-YS Books	\$12.38		
6/28/2021	8005-176	Accounts Payable	Ingram Library Servi-YS Books	\$123.80		
6/28/2021	8005-178	Accounts Payable	Ingram Library Servi-YS Books	\$36.03		
6/28/2021	8005-180	Accounts Payable	Ingram Library Servi-YS Books	\$291.48		
6/28/2021	8005-182	Accounts Payable	Ingram Library Servi-YS Books	\$19.16		
6/28/2021	8005-184	Accounts Payable	Ingram Library Servi-YS Books	\$38.08		
6/28/2021	8005-186	Accounts Payable	Ingram Library Servi-YS Books	\$581.95		
6/28/2021	8005-188	Accounts Payable	Baker & Taylor Books-YS Books & Y	\$325.97		
6/28/2021	8005-191	Accounts Payable	Baker & Taylor Books-YS Books	\$497.50		
			<i>Account Subtotals</i>	\$17,098.21	\$0.00	
6/30/2021			<i>Account Net Change</i>			\$17,098.21
6/30/2021			<i>Account Ending Balance</i>			\$68,766.91
10-5101-20						
Account: 10-5101-20 (Books-Grab & Go)						
6/1/2021			<i>Account Beginning Balance</i>			\$3,062.86
6/7/2021	7969-49	Accounts Payable	Baker & Taylor Books-AS Books & G	\$116.69		
6/7/2021	7969-54	Accounts Payable	Baker & Taylor Books-AS Books & G	\$52.16		
6/21/2021	7985-29	Accounts Payable	Baker & Taylor Books-AS Books & G	\$118.20		
6/21/2021	7985-70	Accounts Payable	Ingram Library Servi-AS Books & GG	\$31.44		
6/21/2021	7985-77	Accounts Payable	Ingram Library Servi-AS Books & GG	\$49.53		
6/21/2021	7985-136	Accounts Payable	Ingram Library Servi-AS Books	\$15.38		
6/21/2021	7985-264	Accounts Payable	Baker & Taylor Books-AS Books & G	\$33.56		
6/21/2021	7985-269	Accounts Payable	Baker & Taylor Books-AS Books & G	\$15.42		
6/21/2021	7985-272	Accounts Payable	Baker & Taylor Books-AS Books & G	\$32.80		
6/28/2021	8005-124	Accounts Payable	Baker & Taylor Books-AS Books & G	\$86.84		
6/28/2021	8005-131	Accounts Payable	Baker & Taylor Books-AS Books & G	\$102.75		
6/28/2021	8005-136	Accounts Payable	Baker & Taylor Books-AS Books & G	\$102.33		
6/28/2021	8005-161	Accounts Payable	Ingram Library Servi-AS Books & GG	\$33.02		
			<i>Account Subtotals</i>	\$790.12	\$0.00	
6/30/2021			<i>Account Net Change</i>			\$790.12
6/30/2021			<i>Account Ending Balance</i>			\$3,852.98
10-5200-20						
Account: 10-5200-20 (Periodicals)						
6/1/2021			<i>Account Beginning Balance</i>			\$10,458.68
6/21/2021	7985-94	Accounts Payable	Ebsco Information Se-Periodicals	\$698.00		
6/21/2021	7985-284	Accounts Payable	Ebsco Information Se-2106439		\$45.00	
6/21/2021	7985-288	Accounts Payable	Ebsco Information Se-2106981		\$6.94	
6/28/2021	8005-57	Accounts Payable	First Bankcard-Yoga Journal Subscript	\$49.00		
6/28/2021	8005-59	Accounts Payable	First Bankcard-Chicago Sun Times Sul	\$416.00		
6/28/2021	8005-61	Accounts Payable	First Bankcard-Backpacker subscripti	\$15.00		
6/28/2021	8005-63	Accounts Payable	First Bankcard-Chicago Tribune Subsc	\$132.00		
6/28/2021	8005-65	Accounts Payable	First Bankcard-Wall Street Journal sub	\$233.94		
6/28/2021	8005-67	Accounts Payable	First Bankcard-New York Times subsc	\$520.00		

Barrington Public Library District
Account Distribution
General Fund

<u>Date</u>	<u>Trans.</u>	<u>Journal</u>	<u>Reference</u>	<u>Debit Amount</u>	<u>Credit Amount</u>	<u>Balance</u>
Account: 10-5200-20 (Periodicals)						
6/28/2021	8005-154	Accounts Payable	Paddock Publications-Daily Herald Su	\$254.80		
			<i>Account Subtotals</i>	\$2,318.74	\$51.94	
6/30/2021			<i>Account Net Change</i>			\$2,266.80
6/30/2021			<i>Account Ending Balance</i>			<u>\$12,725.48</u>
10-5210-20						
Account: 10-5210-20 (E-Periodicals)						
6/1/2021			<i>Account Beginning Balance</i>			\$7,136.73
6/14/2021	7984-23	Accounts Payable	PressReader Inc.-Pressreader 7/1/21-6	\$6,695.00		
			<i>Account Subtotals</i>	\$6,695.00	\$0.00	
6/30/2021			<i>Account Net Change</i>			\$6,695.00
6/30/2021			<i>Account Ending Balance</i>			<u>\$13,831.73</u>
10-5300-12						
Account: 10-5300-12 (Circulating Equipment)						
6/1/2021			<i>Account Beginning Balance</i>			\$104.20
6/14/2021	7984-13	Accounts Payable	Amazon Capital Servi-Reshow Casse	\$29.99		
			<i>Account Subtotals</i>	\$29.99	\$0.00	
6/30/2021			<i>Account Net Change</i>			\$29.99
6/30/2021			<i>Account Ending Balance</i>			<u>\$134.19</u>
10-5300-60						
Account: 10-5300-60 (Circulating Equipment)						
6/1/2021			<i>Account Beginning Balance</i>			\$2,128.28
6/7/2021	7969-177	Accounts Payable	First Bankcard-Mix & Match Magneti	\$56.98		
6/21/2021	7985-104	Accounts Payable	Amazon Capital Servi-IQ Twist game	\$8.99		
6/28/2021	8005-190	Accounts Payable	Baker & Taylor Books-YS Books & Y	\$9.21		
			<i>Account Subtotals</i>	\$75.18	\$0.00	
6/30/2021			<i>Account Net Change</i>			\$75.18
6/30/2021			<i>Account Ending Balance</i>			<u>\$2,203.46</u>
10-5310-20						
Account: 10-5310-20 (Audio books-spoken)						
6/1/2021			<i>Account Beginning Balance</i>			\$8,062.88
6/7/2021	7969-111	Accounts Payable	Midwest Tape-AS Audiobooks	\$194.95		
6/21/2021	7985-54	Accounts Payable	Midwest Tape-AS Audiobooks	\$146.96		
6/21/2021	7985-159	Accounts Payable	Midwest Tape-AS Audiobooks	\$194.95		
6/21/2021	7985-182	Accounts Payable	Midwest Tape-AS Audiobooks	\$114.96		
6/21/2021	7985-184	Accounts Payable	Midwest Tape-AS Audiobooks	\$464.88		
6/28/2021	8005-93	Accounts Payable	Midwest Tape-AS Audiobooks	\$319.92		
			<i>Account Subtotals</i>	\$1,436.62	\$0.00	
6/30/2021			<i>Account Net Change</i>			\$1,436.62
6/30/2021			<i>Account Ending Balance</i>			<u>\$9,499.50</u>
10-5310-60						
Account: 10-5310-60 (Audio books-spoken)						
6/1/2021			<i>Account Beginning Balance</i>			\$4,041.34

Barrington Public Library District
Account Distribution
General Fund

<u>Date</u>	<u>Trans.</u>	<u>Journal</u>	<u>Reference</u>	<u>Debit Amount</u>	<u>Credit Amount</u>	<u>Balance</u>
Account: 10-5310-60 (Audio books-spoken)						
6/7/2021	7969-76	Accounts Payable	Findaway World LLC-YS Readalong	\$47.49		
6/7/2021	7969-78	Accounts Payable	Findaway World LLC-YS Readalong	\$56.99		
6/7/2021	7969-86	Accounts Payable	Findaway World LLC-YS Readalong	\$701.90		
			<i>Account Subtotals</i>	\$806.38	\$0.00	
6/30/2021			<i>Account Net Change</i>			\$806.38
6/30/2021			<i>Account Ending Balance</i>			\$4,847.72
10-5311-20						
Account: 10-5311-20 (CDs)						
6/1/2021			<i>Account Beginning Balance</i>			\$3,812.73
6/7/2021	7969-113	Accounts Payable	Midwest Tape-AS/YS Music CDs	\$101.04		
6/7/2021	7969-118	Accounts Payable	Midwest Tape-AS Music CDs	\$94.79		
6/21/2021	7985-161	Accounts Payable	Midwest Tape-AS Music CDs	\$85.54		
6/21/2021	7985-180	Accounts Payable	Midwest Tape-AS Music CDs	\$96.19		
6/21/2021	7985-200	Accounts Payable	Midwest Tape-AS Music CDs	\$65.01		
6/28/2021	8005-95	Accounts Payable	Midwest Tape-AS Music CDs	\$210.53		
			<i>Account Subtotals</i>	\$653.10	\$0.00	
6/30/2021			<i>Account Net Change</i>			\$653.10
6/30/2021			<i>Account Ending Balance</i>			\$4,465.83
10-5311-60						
Account: 10-5311-60 (CDs)						
6/1/2021			<i>Account Beginning Balance</i>			\$583.03
6/7/2021	7969-115	Accounts Payable	Midwest Tape-AS/YS Music CDs	\$71.94		
			<i>Account Subtotals</i>	\$71.94	\$0.00	
6/30/2021			<i>Account Net Change</i>			\$71.94
6/30/2021			<i>Account Ending Balance</i>			\$654.97
10-5312-20						
Account: 10-5312-20 (Digital Music)						
6/1/2021			<i>Account Beginning Balance</i>			\$1,950.00
6/7/2021	7969-267	Accounts Payable	Library Ideas-Freegal subscription 7/1	\$14,317.00		
			<i>Account Subtotals</i>	\$14,317.00	\$0.00	
6/30/2021			<i>Account Net Change</i>			\$14,317.00
6/30/2021			<i>Account Ending Balance</i>			\$16,267.00
10-5315-20						
Account: 10-5315-20 (E-Books)						
6/1/2021			<i>Account Beginning Balance</i>			\$168,404.75
6/7/2021	7969-277	Accounts Payable	OverDrive Inc.-AS eBooks	\$7,007.18		
6/14/2021	7984-35	Accounts Payable	OverDrive Inc.-AS eBooks	\$5,398.42		
6/14/2021	7984-37	Accounts Payable	OverDrive Inc.-AS/YS eBooks & eAud	\$1,181.58		
6/14/2021	7984-44	Accounts Payable	OverDrive Inc.-AS eBooks	\$5,274.25		
6/21/2021	7985-234	Accounts Payable	OverDrive Inc.-AS eBooks	\$5,661.27		
6/28/2021	8005-205	Accounts Payable	OverDrive Inc.-AS eBooks	\$2,609.37		
			<i>Account Subtotals</i>	\$27,132.07	\$0.00	
6/30/2021			<i>Account Net Change</i>			\$27,132.07
6/30/2021			<i>Account Ending Balance</i>			\$195,536.82

Barrington Public Library District
Account Distribution
General Fund

<u>Date</u>	<u>Trans.</u>	<u>Journal</u>	<u>Reference</u>	<u>Debit Amount</u>	<u>Credit Amount</u>	<u>Balance</u>
10-5315-60						
Account: 10-5315-60 (E-Books)						
6/1/2021			<i>Account Beginning Balance</i>			\$31,878.21
6/7/2021	7969-271	Accounts Payable	OverDrive Inc.-YS eBooks	\$1,583.10		
6/14/2021	7984-25	Accounts Payable	OverDrive Inc.-YS eBooks	\$1,158.42		
6/14/2021	7984-29	Accounts Payable	OverDrive Inc.-YS eBooks	\$51.98		
6/14/2021	7984-31	Accounts Payable	OverDrive Inc.-YS eBooks	\$1,278.76		
6/14/2021	7984-40	Accounts Payable	OverDrive Inc.-AS/YS eBooks & eAud	\$35.55		
6/21/2021	7985-228	Accounts Payable	OverDrive Inc.-YS eBooks	\$886.65		
6/21/2021	7985-230	Accounts Payable	OverDrive Inc.-YS eBooks	\$1,948.66		
			<i>Account Subtotals</i>	\$6,943.12	\$0.00	
6/30/2021			<i>Account Net Change</i>			\$6,943.12
6/30/2021			<i>Account Ending Balance</i>			<u>\$38,821.33</u>
10-5320-20						
Account: 10-5320-20 (DVDs)						
6/1/2021			<i>Account Beginning Balance</i>			\$30,720.04
6/7/2021	7969-88	Accounts Payable	Midwest Tape-AS DVDs & GG DVDs	\$635.44		
6/7/2021	7969-91	Accounts Payable	Midwest Tape-AS DVDs & GG DVDs	\$335.20		
6/7/2021	7969-94	Accounts Payable	Midwest Tape-AS DVDs & GG DVDs	\$209.43		
6/7/2021	7969-97	Accounts Payable	Midwest Tape-AS DVDs	\$20.74		
6/7/2021	7969-99	Accounts Payable	Midwest Tape-AS DVDs	\$260.14		
6/14/2021	7984-54	Accounts Payable	Amazon/GECRB-Statement 5/10/21	\$29.97		
6/21/2021	7985-62	Accounts Payable	Midwest Tape-AS DVDs	\$28.24		
6/21/2021	7985-64	Accounts Payable	Midwest Tape-AS DVDs	\$34.99		
6/21/2021	7985-149	Accounts Payable	Midwest Tape-AS DVDs	\$128.19		
6/21/2021	7985-151	Accounts Payable	Midwest Tape-AS DVDs	\$161.46		
6/21/2021	7985-153	Accounts Payable	Midwest Tape-AS DVDs & GG DVDs	\$675.25		
6/21/2021	7985-156	Accounts Payable	Midwest Tape-AS DVDs & GG DVDs	\$563.50		
6/21/2021	7985-169	Accounts Payable	Midwest Tape-AS DVDs & GG DVDs	\$433.86		
6/21/2021	7985-172	Accounts Payable	Midwest Tape-AS DVDs	\$67.47		
6/21/2021	7985-174	Accounts Payable	Midwest Tape-AS DVDs	\$243.39		
6/28/2021	8005-101	Accounts Payable	Midwest Tape-AS DVDs & GG DVDs	\$441.61		
6/28/2021	8005-104	Accounts Payable	Midwest Tape-AS DVDs & GG DVDs	\$497.50		
			<i>Account Subtotals</i>	\$4,766.38	\$0.00	
6/30/2021			<i>Account Net Change</i>			\$4,766.38
6/30/2021			<i>Account Ending Balance</i>			<u>\$35,486.42</u>
10-5320-60						
Account: 10-5320-60 (DVDs)						
6/1/2021			<i>Account Beginning Balance</i>			\$6,067.40
6/7/2021	7969-101	Accounts Payable	Midwest Tape-YS DVDs	\$159.69		
6/7/2021	7969-103	Accounts Payable	Midwest Tape-YS DVDs	\$196.18		
6/7/2021	7969-105	Accounts Payable	Midwest Tape-YS DVDs	\$243.02		
6/7/2021	7969-107	Accounts Payable	Midwest Tape-YS DVDs	\$168.43		
6/7/2021	7969-109	Accounts Payable	Midwest Tape-YS DVDs	\$72.46		
6/21/2021	7985-56	Accounts Payable	Midwest Tape-YS DVDs	\$11.74		
6/21/2021	7985-58	Accounts Payable	Midwest Tape-YS DVDs	\$65.97		
6/21/2021	7985-60	Accounts Payable	Midwest Tape-YS DVDs	\$9.49		
6/21/2021	7985-176	Accounts Payable	Midwest Tape-YS DVDs	\$114.20		
6/21/2021	7985-178	Accounts Payable	Midwest Tape-YS DVDs	\$140.19		
6/28/2021	8005-97	Accounts Payable	Midwest Tape-YS DVDs	\$34.24		
6/28/2021	8005-99	Accounts Payable	Midwest Tape-YS DVDs	\$61.96		
			<i>Account Subtotals</i>	\$1,277.57	\$0.00	

Barrington Public Library District
Account Distribution
General Fund

<u>Date</u>	<u>Trans.</u>	<u>Journal</u>	<u>Reference</u>	<u>Debit Amount</u>	<u>Credit Amount</u>	<u>Balance</u>
Account: 10-5320-60 (DVDs)						
6/30/2021			<i>Account Net Change</i>			\$1,277.57
6/30/2021			<i>Account Ending Balance</i>			<u>\$7,344.97</u>
10-5321-20						
Account: 10-5321-20 (DVDs Grab & Go)						
6/1/2021			<i>Account Beginning Balance</i>			\$1,308.23
6/7/2021	7969-90	Accounts Payable	Midwest Tape-AS DVDs & GG DVDs	\$124.44		
6/7/2021	7969-93	Accounts Payable	Midwest Tape-AS DVDs & GG DVDs	\$56.97		
6/7/2021	7969-96	Accounts Payable	Midwest Tape-AS DVDs & GG DVDs	\$92.22		
6/21/2021	7985-155	Accounts Payable	Midwest Tape-AS DVDs & GG DVDs	\$238.41		
6/21/2021	7985-158	Accounts Payable	Midwest Tape-AS DVDs & GG DVDs	\$66.72		
6/21/2021	7985-171	Accounts Payable	Midwest Tape-AS DVDs & GG DVDs	\$103.47		
6/28/2021	8005-103	Accounts Payable	Midwest Tape-AS DVDs & GG DVDs	\$101.22		
6/28/2021	8005-106	Accounts Payable	Midwest Tape-AS DVDs & GG DVDs	\$64.47		
6/28/2021	8005-115	Accounts Payable	Baker & Taylor Books-AS Books & G	\$16.35		
			<i>Account Subtotals</i>	<u>\$864.27</u>	<u>\$0.00</u>	
6/30/2021			<i>Account Net Change</i>			\$864.27
6/30/2021			<i>Account Ending Balance</i>			<u>\$2,172.50</u>
10-5325-20						
Account: 10-5325-20 (E-DVDs)						
6/1/2021			<i>Account Beginning Balance</i>			\$46,200.00
6/30/2021			<i>Account Net Change</i>			\$0.00
6/30/2021			<i>Account Ending Balance</i>			<u>\$46,200.00</u>
10-5330-20						
Account: 10-5330-20 (E-Audio Books)						
6/1/2021			<i>Account Beginning Balance</i>			\$65,167.75
6/7/2021	7969-273	Accounts Payable	OverDrive Inc.-AS eAudio	\$1,356.13		
6/14/2021	7984-33	Accounts Payable	OverDrive Inc.-AS eAudio	\$1,844.59		
6/14/2021	7984-39	Accounts Payable	OverDrive Inc.-AS/YS eBooks & eAud	\$843.41		
6/14/2021	7984-42	Accounts Payable	OverDrive Inc.-AS eAudio	\$1,680.42		
6/21/2021	7985-232	Accounts Payable	OverDrive Inc.-AS eAudio	\$1,761.57		
6/21/2021	7985-236	Accounts Payable	OverDrive Inc.-AS eAudio	\$2,907.24		
			<i>Account Subtotals</i>	<u>\$10,393.36</u>	<u>\$0.00</u>	
6/30/2021			<i>Account Net Change</i>			\$10,393.36
6/30/2021			<i>Account Ending Balance</i>			<u>\$75,561.11</u>
10-5330-60						
Account: 10-5330-60 (E-Audio Books)						
6/1/2021			<i>Account Beginning Balance</i>			\$13,324.95
6/7/2021	7969-269	Accounts Payable	OverDrive Inc.-YS eAudio	\$540.92		
6/14/2021	7984-27	Accounts Payable	OverDrive Inc.-YS eAudio	\$689.40		
6/14/2021	7984-41	Accounts Payable	OverDrive Inc.-AS/YS eBooks & eAud	\$0.69		
6/21/2021	7985-226	Accounts Payable	OverDrive Inc.-YS eAudio	\$268.72		
			<i>Account Subtotals</i>	<u>\$1,499.73</u>	<u>\$0.00</u>	
6/30/2021			<i>Account Net Change</i>			\$1,499.73
6/30/2021			<i>Account Ending Balance</i>			<u>\$14,824.68</u>
10-5335-00						
Account: 10-5335-00 (Refund for Materials lost & paid)						

Barrington Public Library District
Account Distribution
General Fund

<u>Date</u>	<u>Trans.</u>	<u>Journal</u>	<u>Reference</u>	<u>Debit Amount</u>	<u>Credit Amount</u>	<u>Balance</u>
Account: 10-5335-00 (Refund for Materials lost & paid)						
6/1/2021			<i>Account Beginning Balance</i>			\$436.21
6/14/2021	7984-1	Accounts Payable	Jill M. Stacey-One-Time Check-9985	\$35.98		
6/14/2021	7984-3	Accounts Payable	Renzhan Yang-One-Time Check-9986	\$39.99		
6/14/2021	7984-5	Accounts Payable	Dana Piacenza-One-Time Check-9987	\$14.99		
6/14/2021	7984-8	Accounts Payable	Angelika Rossi-One-Time Check-998	\$4.75		
6/14/2021	7984-11	Accounts Payable	Himanshu Varandani-One-Time Chec	\$12.99		
			<i>Account Subtotals</i>	\$108.70	\$0.00	
6/30/2021			<i>Account Net Change</i>			\$108.70
6/30/2021			<i>Account Ending Balance</i>			<u>\$544.91</u>
10-5350-20						
Account: 10-5350-20 (AV Video Games)						
6/1/2021			<i>Account Beginning Balance</i>			\$6,002.48
6/21/2021	7985-46	Accounts Payable	Thomas Klise/Crimson-AS Video Gam	\$342.03		
6/21/2021	7985-52	Accounts Payable	Thomas Klise/Crimson-AS Video Gam	\$121.22		
6/28/2021	8005-85	Accounts Payable	Thomas Klise/Crimson-AS Video Gam	\$331.22		
6/28/2021	8005-91	Accounts Payable	Thomas Klise/Crimson-AS Video Gam	\$50.00		
			<i>Account Subtotals</i>	\$844.47	\$0.00	
6/30/2021			<i>Account Net Change</i>			\$844.47
6/30/2021			<i>Account Ending Balance</i>			<u>\$6,846.95</u>
10-5350-60						
Account: 10-5350-60 (AV Video Games)						
6/1/2021			<i>Account Beginning Balance</i>			\$4,513.90
6/21/2021	7985-48	Accounts Payable	Thomas Klise/Crimson-YS Video Gam	\$1,529.14		
6/21/2021	7985-50	Accounts Payable	Thomas Klise/Crimson-YS Video Gam	\$221.18		
6/28/2021	8005-87	Accounts Payable	Thomas Klise/Crimson-YS Video Gam	\$215.18		
6/28/2021	8005-89	Accounts Payable	Thomas Klise/Crimson-YS Video Gam	\$61.22		
			<i>Account Subtotals</i>	\$2,026.72	\$0.00	
6/30/2021			<i>Account Net Change</i>			\$2,026.72
6/30/2021			<i>Account Ending Balance</i>			<u>\$6,540.62</u>
10-5400-60						
Account: 10-5400-60 (Realia)						
6/1/2021			<i>Account Beginning Balance</i>			\$621.89
6/21/2021	7985-218	Accounts Payable	Amazon Capital Servi-Blokus Games	\$47.08		
6/21/2021	7985-220	Accounts Payable	Amazon Capital Servi-YS Games & t	\$373.40		
6/21/2021	7985-224	Accounts Payable	Amazon Capital Servi-YS Game	\$34.88		
			<i>Account Subtotals</i>	\$455.36	\$0.00	
6/30/2021			<i>Account Net Change</i>			\$455.36
6/30/2021			<i>Account Ending Balance</i>			<u>\$1,077.25</u>
10-5500-20						
Account: 10-5500-20 (Electronic information)						
6/1/2021			<i>Account Beginning Balance</i>			\$135,395.44
6/7/2021	7969-261	Accounts Payable	S&P Global Market In-NetAdvantage c	\$12,895.00		
6/7/2021	7969-263	Accounts Payable	Mergent, Inc-Mergent Intellect 6/1/21	\$5,228.75		
6/21/2021	7985-108	Accounts Payable	Thomson Reuters-West-West Inform	\$511.86		
6/21/2021	7985-114	Accounts Payable	Alldata, LLC-All Data subscription to c	\$1,500.00		

Barrington Public Library District
Account Distribution
General Fund

<u>Date</u>	<u>Trans.</u>	<u>Journal</u>	<u>Reference</u>	<u>Debit Amount</u>	<u>Credit Amount</u>	<u>Balance</u>
Account: 10-5500-20 (Electronic information)						
6/21/2021	7985-216	Accounts Payable	Grey House Publishin-Financial Ratin	\$2,500.00		
			<i>Account Subtotals</i>	\$22,635.61	\$0.00	
6/30/2021			<i>Account Net Change</i>			\$22,635.61
6/30/2021			<i>Account Ending Balance</i>			\$158,031.05
10-5500-60						
Account: 10-5500-60 (Electronic information)						
6/1/2021			<i>Account Beginning Balance</i>			\$5,800.00
6/30/2021			<i>Account Net Change</i>			\$0.00
6/30/2021			<i>Account Ending Balance</i>			\$5,800.00
10-5600-00						
Account: 10-5600-00 (Pilot Programs)						
6/1/2021			<i>Account Beginning Balance</i>			\$11,643.15
6/30/2021			<i>Account Net Change</i>			\$0.00
6/30/2021			<i>Account Ending Balance</i>			\$11,643.15
10-5610-10						
Account: 10-5610-10 (Library programs)						
6/1/2021			<i>Account Beginning Balance</i>			\$0.00
6/7/2021	7969-175	Accounts Payable	First Bankcard-SRC t-shirts for staff &	\$182.28		
6/28/2021	8005-79	Accounts Payable	First Bankcard-4Imprint-Tote Bags	\$1,165.20		
6/28/2021	8005-193	Accounts Payable	First Bankcard-CM5550-051821C		\$8.50	
			<i>Account Subtotals</i>	\$1,347.48	\$8.50	
6/30/2021			<i>Account Net Change</i>			\$1,338.98
6/30/2021			<i>Account Ending Balance</i>			\$1,338.98
10-5610-12						
Account: 10-5610-12 (Library programs)						
6/1/2021			<i>Account Beginning Balance</i>			\$2,800.57
6/7/2021	7969-219	Accounts Payable	First Bankcard-Johnson Plastics Leathe	\$158.62		
6/7/2021	7969-221	Accounts Payable	First Bankcard-Dollar Tree-stemless wi	\$71.42		
6/7/2021	7969-259	Accounts Payable	Amazon Capital Servi-12 Days Take &	\$487.07		
6/28/2021	8005-33	Accounts Payable	First Bankcard-Johnson Plastics-Leat	\$177.28		
6/30/2021	8020-2	Journal Entry	Charge AS for MakerLab supplies use		\$15.00	
			<i>Account Subtotals</i>	\$894.39	\$15.00	
6/30/2021			<i>Account Net Change</i>			\$879.39
6/30/2021			<i>Account Ending Balance</i>			\$3,679.96
10-5610-20						
Account: 10-5610-20 (Library programs)						
6/1/2021			<i>Account Beginning Balance</i>			\$21,109.80
6/7/2021	7969-25	Accounts Payable	Amazon Capital Servi-AS August Ta	\$339.03		
6/7/2021	7969-136	Accounts Payable	Amazon Capital Servi-AS Teaching G	\$273.98		
6/7/2021	7969-164	Accounts Payable	First Bankcard-Home Science Tools-R	\$185.25		
6/7/2021	7969-176	Accounts Payable	First Bankcard-SRC t-shirts for staff &	\$1,026.50		
6/14/2021	7984-6	Accounts Payable	Amazon Capital Servi-Fall Take & M	\$244.64		
6/14/2021	7984-68	Accounts Payable	Amazon Capital Servi-AS Program s	\$109.33		
6/14/2021	7984-17	Accounts Payable	signpalace inc.-Teaching Garden Doub	\$2,450.00		
6/21/2021	7985-3	Accounts Payable	Amazon Capital Servi-White Paper B	\$23.49		

Barrington Public Library District
Account Distribution
General Fund

<u>Date</u>	<u>Trans.</u>	<u>Journal</u>	<u>Reference</u>	<u>Debit Amount</u>	<u>Credit Amount</u>	<u>Balance</u>
Account: 10-5610-20 (Library programs)						
6/21/2021	7985-5	Accounts Payable	Amazon Capital Servi-Wood Blocks f	\$24.99		
6/21/2021	7985-116	Accounts Payable	Amazon Capital Servi-AS August Ta	\$156.46		
6/28/2021	8005-3	Accounts Payable	Dennis Stroughmatt-July Second Frid	\$350.00		
6/28/2021	8005-5	Accounts Payable	Michelle M Nichols-Y-7/15/21 Skywat	\$125.00		
6/28/2021	8005-7	Accounts Payable	Charlotte Piwowar-Home Zoom prese	\$250.00		
6/28/2021	8005-211	Accounts Payable	Natasha Lehrer Lewis-Felting Program	\$370.00		
6/28/2021	8005-23	Accounts Payable	Amazon Capital Servi-Folding chair	\$164.99		
6/28/2021	8005-27	Accounts Payable	Amazon Capital Servi-Folding chairs f	\$183.20		
6/28/2021	8005-35	Accounts Payable	First Bankcard-Fly Pelican Fly Docum	\$100.00		
6/28/2021	8005-37	Accounts Payable	First Bankcard-Menards-flower replace	\$140.34		
6/28/2021	8005-197	Accounts Payable	Amazon Capital Servi-19DH-9TCN-DI		\$164.99	
6/30/2021	8020-1	Journal Entry	Charge AS for MakerLab supplies use	\$15.00		
			<i>Account Subtotals</i>	\$6,532.20	\$164.99	
6/30/2021			<i>Account Net Change</i>			\$6,367.21
6/30/2021			<i>Account Ending Balance</i>			\$27,477.01
10-5610-60						
Account: 10-5610-60 (Library programs)						
			<i>Account Beginning Balance</i>			\$13,616.59
6/1/2021						
6/7/2021	7969-249	Accounts Payable	Jeremy Babcock-Dreamtree Shakers Pr	\$450.00		
6/7/2021	7969-303	Accounts Payable	Amazon Capital Servi-June preschool 1	\$247.57		
6/7/2021	7969-305	Accounts Payable	Amazon Capital Servi-June-July Take a	\$405.28		
6/7/2021	7969-7	Accounts Payable	Amazon Capital Servi-Badger puppet, :	\$144.43		
6/7/2021	7969-11	Accounts Payable	American Eagle Packa-YS Take & Ma	\$320.65		
6/7/2021	7969-63	Accounts Payable	Ingram Library Servi-YS Books & YS	\$187.47		
6/7/2021	7969-152	Accounts Payable	First Bankcard-Home Depot-Glazed Ce	\$116.16		
6/7/2021	7969-190	Accounts Payable	First Bankcard-CustomLanyards.net-SI	\$390.42		
6/7/2021	7969-257	Accounts Payable	Amazon Capital Servi-White Kraft B	\$70.32		
6/7/2021	7969-265	Accounts Payable	Amazon Capital Servi-Folding chairs f	\$163.79		
6/7/2021	7969-295	Accounts Payable	Amazon Capital Servi-White Kraft P	\$17.58		
6/7/2021	7969-298	Accounts Payable	Amazon Capital Servi-1FGF-K9LK-FI		\$163.79	
6/14/2021	7984-64	Accounts Payable	Amazon Capital Servi-July Toddler/	\$253.94		
6/21/2021	7985-7	Accounts Payable	Amazon Capital Servi-Folding Chairs	\$164.99		
6/21/2021	7985-98	Accounts Payable	Amazon Capital Servi-Program supp	\$9.99		
6/21/2021	7985-167	Accounts Payable	Discount School Supp-Tempera Paints	\$47.64		
6/28/2021	8005-1	Accounts Payable	Ann Torralba-Kids Music Concert 7/	\$800.00		
6/28/2021	8005-53	Accounts Payable	First Bankcard-Quiz Maker monthly s	\$49.00		
6/28/2021	8005-69	Accounts Payable	First Bankcard-JoAnn fabrics Fleece	\$123.00		
6/28/2021	8005-77	Accounts Payable	First Bankcard-Michaels-succulent pic	\$30.87		
			<i>Account Subtotals</i>	\$3,993.10	\$163.79	
6/30/2021			<i>Account Net Change</i>			\$3,829.31
6/30/2021			<i>Account Ending Balance</i>			\$17,445.90
10-5700-50						
Account: 10-5700-50 (Processing supplies)						
			<i>Account Beginning Balance</i>			\$8,460.57
6/1/2021						
6/7/2021	7969-80	Accounts Payable	Baker & Taylor Books-Subscription f	\$795.00		
			<i>Account Subtotals</i>	\$795.00	\$0.00	
6/30/2021			<i>Account Net Change</i>			\$795.00
6/30/2021			<i>Account Ending Balance</i>			\$9,255.57
10-5710-50						
Account: 10-5710-50 (Online Computer Library Center)						

Barrington Public Library District
Account Distribution
General Fund

<u>Date</u>	<u>Trans.</u>	<u>Journal</u>	<u>Reference</u>	<u>Debit Amount</u>	<u>Credit Amount</u>	<u>Balance</u>
Account: 10-5710-50 (Online Computer Library Center)						
6/1/2021			<i>Account Beginning Balance</i>			\$30,646.63
6/30/2021			<i>Account Net Change</i>			\$0.00
6/30/2021			<i>Account Ending Balance</i>			<u>\$30,646.63</u>
10-6100-00						
Account: 10-6100-00 (Departmental supplies)						
6/1/2021			<i>Account Beginning Balance</i>			\$12,259.49
6/30/2021			<i>Account Net Change</i>			\$0.00
6/30/2021			<i>Account Ending Balance</i>			<u>\$12,259.49</u>
10-6100-10						
Account: 10-6100-10 (Departmental supplies)						
6/1/2021			<i>Account Beginning Balance</i>			\$968.95
6/30/2021			<i>Account Net Change</i>			\$0.00
6/30/2021			<i>Account Ending Balance</i>			<u>\$968.95</u>
10-6100-11						
Account: 10-6100-11 (Departmental supplies)						
6/1/2021			<i>Account Beginning Balance</i>			\$2,908.61
6/7/2021	7969-253	Accounts Payable	Barrington Ace LLC-Construction Adh	\$13.74		
6/7/2021	7969-237	Accounts Payable	First Bankcard-Henning Brothers Key c	\$63.60		
6/28/2021	8005-14	Accounts Payable	AVI Systems Inc-Crestron power supp	\$410.00		
			<i>Account Subtotals</i>	\$487.34	\$0.00	
6/30/2021			<i>Account Net Change</i>			\$487.34
6/30/2021			<i>Account Ending Balance</i>			<u>\$3,395.95</u>
10-6100-12						
Account: 10-6100-12 (Departmental supplies)						
6/1/2021			<i>Account Beginning Balance</i>			\$35.96
6/30/2021			<i>Account Net Change</i>			\$0.00
6/30/2021			<i>Account Ending Balance</i>			<u>\$35.96</u>
10-6100-20						
Account: 10-6100-20 (Departmental supplies)						
6/1/2021			<i>Account Beginning Balance</i>			\$300.23
6/30/2021			<i>Account Net Change</i>			\$0.00
6/30/2021			<i>Account Ending Balance</i>			<u>\$300.23</u>
10-6100-40						
Account: 10-6100-40 (Departmental supplies)						
6/1/2021			<i>Account Beginning Balance</i>			\$8,528.68
6/7/2021	7969-254	Accounts Payable	Amazon Capital Servi-File Folders	\$35.28		
6/21/2021	7985-106	Accounts Payable	American Eagle Packa-Borrow by Ma	\$493.10		
6/21/2021	7985-112	Accounts Payable	Amazon Capital Servi-Reusable Glov	\$83.75		
			<i>Account Subtotals</i>	\$612.13	\$0.00	
6/30/2021			<i>Account Net Change</i>			\$612.13
6/30/2021			<i>Account Ending Balance</i>			<u>\$9,140.81</u>
10-6100-60						

Barrington Public Library District
Account Distribution
General Fund

<u>Date</u>	<u>Trans.</u>	<u>Journal</u>	<u>Reference</u>	<u>Debit Amount</u>	<u>Credit Amount</u>	<u>Balance</u>
Account: 10-6100-60 (Departmental supplies)						
6/1/2021			<i>Account Beginning Balance</i>			\$290.54
6/7/2021	7969-13	Accounts Payable	Amazon Capital Servi-Screwdriver set	\$9.99		
			<i>Account Subtotals</i>	\$9.99	\$0.00	
6/30/2021			<i>Account Net Change</i>			\$9.99
6/30/2021			<i>Account Ending Balance</i>			<u>\$300.53</u>
10-6200-10						
Account: 10-6200-10 (Office supplies)						
6/1/2021			<i>Account Beginning Balance</i>			\$5,132.56
6/7/2021	7969-23	Accounts Payable	Amazon Capital Servi-Supply Closet o	\$269.56		
6/7/2021	7969-134	Accounts Payable	Amazon Capital Servi-Pendaflex Han	\$24.78		
6/14/2021	7984-70	Accounts Payable	Amazon Capital Servi-Office & Calc	\$57.03		
6/21/2021	7985-222	Accounts Payable	Amazon Capital Servi-Office Supplies	\$43.32		
			<i>Account Subtotals</i>	\$394.69	\$0.00	
6/30/2021			<i>Account Net Change</i>			\$394.69
6/30/2021			<i>Account Ending Balance</i>			<u>\$5,527.25</u>
10-6300-10						
Account: 10-6300-10 (Postage)						
6/1/2021			<i>Account Beginning Balance</i>			\$16,625.90
6/7/2021	7969-156	Accounts Payable	First Bankcard-Stamps.com funding 4/	\$1,200.00		
6/7/2021	7969-179	Accounts Payable	First Bankcard-Stamps.com monthly f	\$34.99		
6/28/2021	8005-71	Accounts Payable	First Bankcard-Stamps.com Auto Postz	\$1,200.00		
6/28/2021	8005-81	Accounts Payable	First Bankcard-Stamps.com-Monthly p	\$34.99		
			<i>Account Subtotals</i>	\$2,469.98	\$0.00	
6/30/2021			<i>Account Net Change</i>			\$2,469.98
6/30/2021			<i>Account Ending Balance</i>			<u>\$19,095.88</u>
10-6400-13						
Account: 10-6400-13 (Promotional & display materials)						
6/1/2021			<i>Account Beginning Balance</i>			\$11,766.28
6/2/2021	7964-1	Accounts Payable	Graphic Solutions, I-Deposit for Logo r	\$900.00		
6/7/2021	7969-181	Accounts Payable	First Bankcard-UPrinting-Magnets for	\$34.19		
6/7/2021	7969-183	Accounts Payable	First Bankcard-May Program Guide	\$482.73		
6/7/2021	7969-185	Accounts Payable	First Bankcard-4Imprint Library Tote E	\$602.03		
6/7/2021	7969-187	Accounts Payable	First Bankcard-Vistaprint PLP Laminat	\$74.89		
6/7/2021	7969-193	Accounts Payable	First Bankcard-Ellison Die Pads	\$48.00		
6/7/2021	7969-197	Accounts Payable	First Bankcard-UPrinting Rainbow Wa	\$109.12		
6/14/2021	7984-66	Accounts Payable	Amazon Capital Servi-Double-sided t	\$6.99		
6/28/2021	8005-41	Accounts Payable	First Bankcard-Minuteman Press-June	\$519.30		
6/28/2021	8005-43	Accounts Payable	First Bankcard-Vistaprint Decal for Bo	\$16.54		
6/28/2021	8005-45	Accounts Payable	First Bankcard-Vistaprint-Pride Windo	\$30.61		
			<i>Account Subtotals</i>	\$2,824.40	\$0.00	
6/30/2021			<i>Account Net Change</i>			\$2,824.40
6/30/2021			<i>Account Ending Balance</i>			<u>\$14,590.68</u>
10-6500-10						
Account: 10-6500-10 (Fees & Service Charges)						
6/1/2021			<i>Account Beginning Balance</i>			\$25,346.93

Barrington Public Library District
Account Distribution
General Fund

<u>Date</u>	<u>Trans.</u>	<u>Journal</u>	<u>Reference</u>	<u>Debit Amount</u>	<u>Credit Amount</u>	<u>Balance</u>
Account: 10-6500-10 (Fees & Service Charges)						
6/2/2021	7982-2	Journal Entry	5/21 Payroll & Settlement of Taxes	\$868.65		
6/2/2021	8022-2	Journal Entry	<Reversal>5/21 Payroll & Settlement of		\$868.65	
6/2/2021	8023-33	Journal Entry	<Reversal><Reversal>Record 6/4/21 P	\$868.65		
6/15/2021	7983-2	Journal Entry	5/21 Payroll & Settlement of Taxes	\$877.60		
6/15/2021	8024-2	Journal Entry	<Reversal>5/21 Payroll & Settlement of		\$877.60	
6/15/2021	8025-34	Journal Entry	<Reversal><Reversal>Record 6/18/21	\$877.60		
6/30/2021	8013-2	Journal Entry	June 2021 Merchant Account Activity	\$182.99		
6/30/2021	8014-1	Journal Entry	Barrington Bank Fees June 2021	\$144.27		
			<i>Account Subtotals</i>	\$3,819.76	\$1,746.25	
6/30/2021			<i>Account Net Change</i>			\$2,073.51
6/30/2021			<i>Account Ending Balance</i>			\$27,420.44
10-7500-10						
Account: 10-7500-10 (Security)						
6/1/2021			<i>Account Beginning Balance</i>			\$1,210.00
6/30/2021			<i>Account Net Change</i>			\$0.00
6/30/2021			<i>Account Ending Balance</i>			\$1,210.00
10-7600-10						
Account: 10-7600-10 (Utilities-electric)						
6/1/2021			<i>Account Beginning Balance</i>			\$79,525.55
6/7/2021	7969-281	Accounts Payable	MidAmerican Energy C-Electricity 4/	\$6,853.98		
			<i>Account Subtotals</i>	\$6,853.98	\$0.00	
6/30/2021			<i>Account Net Change</i>			\$6,853.98
6/30/2021			<i>Account Ending Balance</i>			\$86,379.53
10-7610-10						
Account: 10-7610-10 (Utilities-gas)						
6/1/2021			<i>Account Beginning Balance</i>			\$14,144.78
6/7/2021	7969-138	Accounts Payable	Nicor Gas-Natural Gas 4/23/21-5/24/	\$1,249.64		
			<i>Account Subtotals</i>	\$1,249.64	\$0.00	
6/30/2021			<i>Account Net Change</i>			\$1,249.64
6/30/2021			<i>Account Ending Balance</i>			\$15,394.42
10-7620-10						
Account: 10-7620-10 (Utilities-water, sewer)						
6/1/2021			<i>Account Beginning Balance</i>			\$3,285.60
6/14/2021	7984-74	Accounts Payable	Village of Barrington-Water & Sewer C	\$321.26		
			<i>Account Subtotals</i>	\$321.26	\$0.00	
6/30/2021			<i>Account Net Change</i>			\$321.26
6/30/2021			<i>Account Ending Balance</i>			\$3,606.86
10-7630-10						
Account: 10-7630-10 (Utilities-Garbage)						
6/1/2021			<i>Account Beginning Balance</i>			\$2,664.31
6/14/2021	7984-48	Accounts Payable	Groot Inc-Garbage & Recycling May &	\$448.22		
			<i>Account Subtotals</i>	\$448.22	\$0.00	

Barrington Public Library District
Account Distribution
General Fund

<u>Date</u>	<u>Trans.</u>	<u>Journal</u>	<u>Reference</u>	<u>Debit Amount</u>	<u>Credit Amount</u>	<u>Balance</u>
Account: 10-7630-10 (Utilities-Garbage)						
6/30/2021			<i>Account Net Change</i>			\$448.22
6/30/2021			<i>Account Ending Balance</i>			<u>\$3,112.53</u>
10-7700-10						
Account: 10-7700-10 (Telephone)						
6/1/2021			<i>Account Beginning Balance</i>			\$47,081.39
6/2/2021	7982-24	Journal Entry	5/21 Payroll & Settlement of Taxes	\$607.50		
6/2/2021	8022-24	Journal Entry	<Reversal>5/21 Payroll & Settlement of		\$607.50	
6/2/2021	8023-11	Journal Entry	<Reversal><Reversal>Record 6/4/21 P	\$607.50		
6/7/2021	7969-140	Accounts Payable	AT&T Mobility-Cellular Service 5/2	\$331.97		
6/7/2021	7969-227	Accounts Payable	First Bankcard-Comcast Business Inte	\$343.35		
6/7/2021	7969-235	Accounts Payable	First Bankcard-Smart room technology	\$92.30		
6/7/2021	7969-239	Accounts Payable	Technology Managemen-Communicati	\$950.00		
6/7/2021	7969-241	Accounts Payable	AT&T-Phone Service5/16/21-6/15/21	\$503.10		
6/15/2021	7983-24	Journal Entry	5/21 Payroll & Settlement of Taxes	\$607.50		
6/15/2021	8024-24	Journal Entry	<Reversal>5/21 Payroll & Settlement of		\$607.50	
6/15/2021	8025-12	Journal Entry	<Reversal><Reversal>Record 6/18/21	\$607.50		
6/28/2021	8005-21	Accounts Payable	Call One-Phone Service 6/15/21-7/14	\$711.03		
6/28/2021	8005-49	Accounts Payable	First Bankcard-Comcast Internet 5/12/2	\$343.35		
6/28/2021	8005-51	Accounts Payable	First Bankcard-Comcast Smart Room 7	\$92.30		
			<i>Account Subtotals</i>	\$5,797.40	\$1,215.00	
6/30/2021			<i>Account Net Change</i>			\$4,582.40
6/30/2021			<i>Account Ending Balance</i>			<u>\$51,663.79</u>
10-7821-10						
Account: 10-7821-10 (Piano maintenance)						
6/1/2021			<i>Account Beginning Balance</i>			\$14,150.00
6/30/2021			<i>Account Net Change</i>			\$0.00
6/30/2021			<i>Account Ending Balance</i>			<u>\$14,150.00</u>
10-8300-11						
Account: 10-8300-11 (Furniture, Fixtures & Equipment)						
6/1/2021			<i>Account Beginning Balance</i>			\$109,487.95
6/28/2021	8005-17	Accounts Payable	Lyngsoe Systems Inc-Spare Diverter f	\$2,000.00		
6/28/2021	8005-18	Accounts Payable	Lyngsoe Systems Inc-45% Final billi	\$93,291.05		
			<i>Account Subtotals</i>	\$95,291.05	\$0.00	
6/30/2021			<i>Account Net Change</i>			\$95,291.05
6/30/2021			<i>Account Ending Balance</i>			<u>\$204,779.00</u>
10-8300-20						
Account: 10-8300-20 (Furniture, Fixtures & Equipment)						
6/1/2021			<i>Account Beginning Balance</i>			\$499.00
6/30/2021			<i>Account Net Change</i>			\$0.00
6/30/2021			<i>Account Ending Balance</i>			<u>\$499.00</u>
10-8300-40						
Account: 10-8300-40 (Furniture, Fixtures & Equipment)						
6/1/2021			<i>Account Beginning Balance</i>			\$0.00
6/14/2021	7984-72	Accounts Payable	Library Furniture In-Book supports (1	\$1,424.00		
6/14/2021	7984-46	Accounts Payable	Library Furniture In-Additional Shelvi	\$1,732.00		
6/30/2021	8017-1	Accounts Payable	REVERSE-Library Furniture In-Ad		\$1,732.00	

Barrington Public Library District

Account Distribution

General Fund

Date	Trans.	Journal	Reference	Debit Amount	Credit Amount	Balance
Account: 10-8300-40 (Furniture, Fixtures & Equipment)						
<i>Account Subtotals</i>				\$3,156.00	\$1,732.00	
6/30/2021			<i>Account Net Change</i>			\$1,424.00
6/30/2021			<i>Account Ending Balance</i>			<u>\$1,424.00</u>
10-8300-60						
Account: 10-8300-60 (Furniture, Fixtures & Equipment)						
6/1/2021			<i>Account Beginning Balance</i>			\$1,897.55
6/30/2021			<i>Account Net Change</i>			\$0.00
6/30/2021			<i>Account Ending Balance</i>			<u>\$1,897.55</u>
10-8400-11						
Account: 10-8400-11 (Technology Hardware)						
6/1/2021			<i>Account Beginning Balance</i>			\$196,838.41
6/30/2021			<i>Account Net Change</i>			\$0.00
6/30/2021			<i>Account Ending Balance</i>			<u>\$196,838.41</u>
10-8400-12						
Account: 10-8400-12 (Technology Hardware)						
6/1/2021			<i>Account Beginning Balance</i>			\$2,397.01
6/30/2021			<i>Account Net Change</i>			\$0.00
6/30/2021			<i>Account Ending Balance</i>			<u>\$2,397.01</u>
10-8410-11						
Account: 10-8410-11 (Technology Contingency)						
6/1/2021			<i>Account Beginning Balance</i>			\$3,632.00
6/21/2021	7985-1	Accounts Payable	Allied Universal Tec-Staff Entrance Dc	\$2,482.00		
6/28/2021	8005-13	Accounts Payable	Lyngsoe Systems Inc-One month serv	\$695.00		
<i>Account Subtotals</i>				\$3,177.00	\$0.00	
6/30/2021			<i>Account Net Change</i>			\$3,177.00
6/30/2021			<i>Account Ending Balance</i>			<u>\$6,809.00</u>
10-8500-11						
Account: 10-8500-11 (Software & Subscriptions)						
6/1/2021			<i>Account Beginning Balance</i>			\$217,437.10
6/7/2021	7969-1	Accounts Payable	IHLS-OCLC-EZPoxy subscription 5/	\$607.98		
6/7/2021	7969-229	Accounts Payable	First Bankcard-SRFAX.com-efax servi	\$196.97		
6/7/2021	7969-231	Accounts Payable	First Bankcard-Cyberlink Power DVD2	\$699.90		
6/7/2021	7969-233	Accounts Payable	First Bankcard-Network Solutions dom	\$225.91		
6/28/2021	8005-25	Accounts Payable	OCLC Inc.-Capira Mobile App	\$7,245.00		
6/28/2021	8005-109	Accounts Payable	First Bankcard-Network Solutions -Doi	\$63.96		
<i>Account Subtotals</i>				\$9,039.72	\$0.00	
6/30/2021			<i>Account Net Change</i>			\$9,039.72
6/30/2021			<i>Account Ending Balance</i>			<u>\$226,476.82</u>
10-8500-12						
Account: 10-8500-12 (Software & Subscriptions)						
6/1/2021			<i>Account Beginning Balance</i>			\$7,616.45
6/7/2021	7969-289	Accounts Payable	First Bankcard-Zoom Host Licenses	\$127.06		
6/14/2021	7984-15	Accounts Payable	Trumba Corporation-Trumba Connect :	\$1,199.40		

Barrington Public Library District
Account Distribution
General Fund

<u>Date</u>	<u>Trans.</u>	<u>Journal</u>	<u>Reference</u>	<u>Debit Amount</u>	<u>Credit Amount</u>	<u>Balance</u>
Account: 10-8500-12 (Software & Subscriptions)						
			<i>Account Subtotals</i>	\$1,326.46	\$0.00	
6/30/2021			<i>Account Net Change</i>			\$1,326.46
6/30/2021			<i>Account Ending Balance</i>			<u>\$8,942.91</u>
10-8500-13						
Account: 10-8500-13 (Software & Subscriptions)						
6/1/2021			<i>Account Beginning Balance</i>			\$3,676.00
6/7/2021	7969-172	Accounts Payable	First Bankcard-Adobe Stock Images m	\$79.99		
6/7/2021	7969-189	Accounts Payable	First Bankcard-Animoto Subscription-	\$180.00		
6/7/2021	7969-195	Accounts Payable	First Bankcard-Mailchimp monthly pla	\$79.19		
6/28/2021	8005-39	Accounts Payable	First Bankcard-Adobe Stock images m	\$79.99		
6/28/2021	8005-47	Accounts Payable	First Bankcard-Mailchimp monthly pla	\$79.19		
			<i>Account Subtotals</i>	\$498.36	\$0.00	
6/30/2021			<i>Account Net Change</i>			\$498.36
6/30/2021			<i>Account Ending Balance</i>			<u>\$4,174.36</u>
10-8500-50						
Account: 10-8500-50 (Software & Subscriptions)						
6/1/2021			<i>Account Beginning Balance</i>			\$7,500.00
6/30/2021			<i>Account Net Change</i>			\$0.00
6/30/2021			<i>Account Ending Balance</i>			<u>\$7,500.00</u>
10-9100-00						
Account: 10-9100-00 (Legal fees)						
6/1/2021			<i>Account Beginning Balance</i>			\$7,825.60
6/7/2021	7969-116	Accounts Payable	Klein, Thorpe and Je-Legal Services t	\$46.50		
6/21/2021	7985-202	Accounts Payable	Klein, Thorpe and Je-Legal Services t	\$648.50		
			<i>Account Subtotals</i>	\$695.00	\$0.00	
6/30/2021			<i>Account Net Change</i>			\$695.00
6/30/2021			<i>Account Ending Balance</i>			<u>\$8,520.60</u>
10-9110-10						
Account: 10-9110-10 (Legal expenses)						
6/1/2021			<i>Account Beginning Balance</i>			\$234.90
6/30/2021			<i>Account Net Change</i>			\$0.00
6/30/2021			<i>Account Ending Balance</i>			<u>\$234.90</u>
10-9200-10						
Account: 10-9200-10 (Consultant fees)						
6/1/2021			<i>Account Beginning Balance</i>			\$430.00
6/28/2021	8005-31	Accounts Payable	HR Source-2021-2022 Membership D	\$1,380.00		
			<i>Account Subtotals</i>	\$1,380.00	\$0.00	
6/30/2021			<i>Account Net Change</i>			\$1,380.00
6/30/2021			<i>Account Ending Balance</i>			<u>\$1,810.00</u>
10-9200-11						
Account: 10-9200-11 (Consultant fees)						

Barrington Public Library District
Account Distribution
General Fund

<u>Date</u>	<u>Trans.</u>	<u>Journal</u>	<u>Reference</u>	<u>Debit Amount</u>	<u>Credit Amount</u>	<u>Balance</u>
Account: 10-9200-11 (Consultant fees)						
6/1/2021			<i>Account Beginning Balance</i>			\$28,000.00
6/21/2021	7985-96	Accounts Payable	Virtek-Care service and support month	\$3,500.00		
			<i>Account Subtotals</i>	\$3,500.00	\$0.00	
6/30/2021			<i>Account Net Change</i>			\$3,500.00
6/30/2021			<i>Account Ending Balance</i>			<u>\$31,500.00</u>
10-9200-13						
Account: 10-9200-13 (Consultant fees)						
6/1/2021			<i>Account Beginning Balance</i>			\$710.00
6/30/2021			<i>Account Net Change</i>			\$0.00
6/30/2021			<i>Account Ending Balance</i>			<u>\$710.00</u>
10-9500-10						
Account: 10-9500-10 (Trustee expense)						
6/1/2021			<i>Account Beginning Balance</i>			\$745.96
6/30/2021			<i>Account Net Change</i>			\$0.00
6/30/2021			<i>Account Ending Balance</i>			<u>\$745.96</u>
6/1/2021				<i>Fund Beginning Balance</i>		\$4,654,847.19
6/30/2021				<i>Fund Net Change</i>		\$545,720.04
6/30/2021				<i>Fund Ending Balance</i>		<u>\$5,200,567.23</u>
6/1/2021				<i>Grand Total Beginning Balance</i>		\$4,654,847.19
6/30/2021				<i>Grand Total Net Change</i>		\$545,720.04
6/30/2021				<i>Grand Total Ending Balance</i>		<u>\$5,200,567.23</u>

Barrington Public Library District
Expenditures-Other Funds
For the Period Ended June 30, 2021

	Actual Month	Actual Y-T-D	% of Annual Budget	Annual Budget	% of Appropriation	Appropriation
Expenditures						
Benefits						
FICA employer	\$13,236.38	\$179,046.79	88.78%	\$201,682.00		
Medicare employer	\$3,095.57	\$41,873.87	88.78%	\$47,167.00		
IMRF	\$23,519.65	\$319,026.12	91.15%	\$350,000.00		
Total Benefits	\$39,851.60	\$539,946.78	90.16%	\$598,849.00	62.04%	\$870,255.00
Library Materials						
Books	\$0.00	\$0.00	0.00%	\$0.00		
Total Library Materials	\$0.00	\$0.00	0.00%	\$0.00	0.00%	\$250,000.00
Library Programs						
Pilot Programs	\$0.00	\$22,430.00	89.72%	\$25,000.00		
Library programs	\$1,038.83	\$5,307.70	61.01%	\$8,699.84		
Total Library Programs	\$1,038.83	\$27,737.70	82.31%	\$33,699.84	23.09%	\$120,136.00
District Admin & Operating Expense						
Fees & Service Charges	\$0.00	\$548.00	0.00%	\$0.00		
Business Insurance	\$1,568.00	\$73,027.75	81.14%	\$90,000.00		
Total District Admin & Operating Expense	\$1,568.00	\$73,575.75	81.75%	\$90,000.00	61.31%	\$120,000.00
Facility Operating Expense						
Rental Spaces	\$0.00	\$840.00	100.00%	\$840.00		
Building maintenance & repair	\$20,779.23	\$114,315.65	80.82%	\$141,450.00		
Bldg maintenance supplies	\$3,249.58	\$10,755.20	61.46%	\$17,500.00		
Repair Contingency	\$25,060.00	\$69,769.33	98.82%	\$70,600.00		
Equipment maintenance	\$4,724.66	\$92,979.75	89.66%	\$103,700.00		
Traffic light	\$0.00	\$5,466.00	99.38%	\$5,500.00		
Site maintenance	\$11,808.00	\$83,937.24	109.35%	\$76,760.00		
Site Contingency	\$19,437.00	\$20,027.00	100.14%	\$20,000.00		
Vehicle operation & maintenance	\$528.53	\$4,177.41	49.15%	\$8,500.00		
Total Facility Operating Expense	\$85,587.00	\$402,267.58	90.43%	\$444,850.00	48.72%	\$825,735.00
Capital Assets						
Capital Assets	\$2,545.00	\$27,436.57	27.44%	\$100,000.00		
Library Building & Grounds Renovation	\$0.00	\$230,669.58	39.37%	\$585,976.00		
Total Capital Assets	\$2,545.00	\$258,106.15	37.63%	\$685,976.00	11.02%	\$2,341,707.00
Technology Hardware & Software						
Technology Hardware	\$0.00	\$32,104.49	78.30%	\$41,000.00		
Total Technology Hardware & Software	\$0.00	\$32,104.49	78.30%	\$41,000.00	22.09%	\$145,358.00
Professional Services						
Audit expense	\$0.00	\$12,300.00	100.00%	\$12,300.00		
Total Professional Services	\$0.00	\$12,300.00	100.00%	\$12,300.00	82.00%	\$15,000.00
Total Expenditures	\$130,590.43	\$1,346,038.45	70.60%	\$1,906,674.84	28.71%	\$4,688,191.00

Barrington Public Library District
Account Distribution
Other Funds

<u>Date</u>	<u>Trans.</u>	<u>Journal</u>	<u>Reference</u>	<u>Debit Amount</u>	<u>Credit Amount</u>	<u>Balance</u>
30-4500-00						
Account: 30-4500-00 (IMRF)						
6/1/2021			<i>Account Beginning Balance</i>			\$295,506.47
6/23/2021	8003-3	Journal Entry	Record transfer to IMRF for June cont	\$23,519.65		
			<i>Account Subtotals</i>	\$23,519.65	\$0.00	
6/30/2021			<i>Account Net Change</i>			\$23,519.65
6/30/2021			<i>Account Ending Balance</i>			\$319,026.12
6/1/2021					<i>Fund Beginning Balance</i>	\$295,506.47
6/30/2021					<i>Fund Net Change</i>	\$23,519.65
6/30/2021					<i>Fund Ending Balance</i>	\$319,026.12
35-4100-00						
Account: 35-4100-00 (FICA employer)						
6/1/2021			<i>Account Beginning Balance</i>			\$165,810.41
6/2/2021	7982-29	Journal Entry	5/21 Payroll & Settlement of Taxes	\$6,637.13		
6/2/2021	8022-29	Journal Entry	<Reversal>5/21 Payroll & Settlement of		\$6,637.13	
6/2/2021	8023-6	Journal Entry	<Reversal><Reversal>Record 6/4/21 P	\$6,637.13		
6/15/2021	7983-30	Journal Entry	5/21 Payroll & Settlement of Taxes	\$6,599.25		
6/15/2021	8024-30	Journal Entry	<Reversal>5/21 Payroll & Settlement of		\$6,599.25	
6/15/2021	8025-6	Journal Entry	<Reversal><Reversal>Record 6/18/21	\$6,599.25		
			<i>Account Subtotals</i>	\$26,472.76	\$13,236.38	
6/30/2021			<i>Account Net Change</i>			\$13,236.38
6/30/2021			<i>Account Ending Balance</i>			\$179,046.79
35-4200-00						
Account: 35-4200-00 (Medicare employer)						
6/1/2021			<i>Account Beginning Balance</i>			\$38,778.30
6/2/2021	7982-30	Journal Entry	5/21 Payroll & Settlement of Taxes	\$1,552.20		
6/2/2021	8022-30	Journal Entry	<Reversal>5/21 Payroll & Settlement of		\$1,552.20	
6/2/2021	8023-5	Journal Entry	<Reversal><Reversal>Record 6/4/21 P	\$1,552.20		
6/15/2021	7983-31	Journal Entry	5/21 Payroll & Settlement of Taxes	\$1,543.37		
6/15/2021	8024-31	Journal Entry	<Reversal>5/21 Payroll & Settlement of		\$1,543.37	
6/15/2021	8025-5	Journal Entry	<Reversal><Reversal>Record 6/18/21	\$1,543.37		
			<i>Account Subtotals</i>	\$6,191.14	\$3,095.57	
6/30/2021			<i>Account Net Change</i>			\$3,095.57
6/30/2021			<i>Account Ending Balance</i>			\$41,873.87
6/1/2021					<i>Fund Beginning Balance</i>	\$204,588.71
6/30/2021					<i>Fund Net Change</i>	\$16,331.95
6/30/2021					<i>Fund Ending Balance</i>	\$220,920.66
40-9600-00						
Account: 40-9600-00 (Audit expense)						
6/1/2021			<i>Account Beginning Balance</i>			\$12,300.00
6/30/2021			<i>Account Net Change</i>			\$0.00
6/30/2021			<i>Account Ending Balance</i>			\$12,300.00

Barrington Public Library District
Account Distribution
Other Funds

Date	Trans.	Journal	Reference	Debit Amount	Credit Amount	Balance
6/1/2021					<i>Fund Beginning Balance</i>	\$12,300.00
6/30/2021					<i>Fund Net Change</i>	\$0.00
6/30/2021					<i>Fund Ending Balance</i>	<u>\$12,300.00</u>
50-6500-10						
Account: 50-6500-10 (Fees & Service Charges)						
6/1/2021			<i>Account Beginning Balance</i>			\$548.00
6/30/2021			<i>Account Net Change</i>			\$0.00
6/30/2021			<i>Account Ending Balance</i>			<u>\$548.00</u>
50-8200-00						
Account: 50-8200-00 (Library Building & Grounds Renovation)						
6/1/2021			<i>Account Beginning Balance</i>			\$230,669.58
6/30/2021			<i>Account Net Change</i>			\$0.00
6/30/2021			<i>Account Ending Balance</i>			<u>\$230,669.58</u>
50-8400-11						
Account: 50-8400-11 (Technology Hardware)						
6/1/2021			<i>Account Beginning Balance</i>			\$32,104.49
6/30/2021			<i>Account Net Change</i>			\$0.00
6/30/2021			<i>Account Ending Balance</i>			<u>\$32,104.49</u>
6/1/2021					<i>Fund Beginning Balance</i>	\$263,322.07
6/30/2021					<i>Fund Net Change</i>	\$0.00
6/30/2021					<i>Fund Ending Balance</i>	<u>\$263,322.07</u>
60-7400-10						
Account: 60-7400-10 (Business Insurance)						
6/1/2021			<i>Account Beginning Balance</i>			\$71,459.75
6/7/2021	7969-142	Accounts Payable	Arthur J. Gallagher -Additional Premiu	\$945.00		
6/14/2021	7984-50	Accounts Payable	Arthur J. Gallagher -Public Officials B	\$623.00		
			<i>Account Subtotals</i>	<u>\$1,568.00</u>	<u>\$0.00</u>	
6/30/2021			<i>Account Net Change</i>			<u>\$1,568.00</u>
6/30/2021			<i>Account Ending Balance</i>			<u>\$73,027.75</u>
6/1/2021					<i>Fund Beginning Balance</i>	\$71,459.75
6/30/2021					<i>Fund Net Change</i>	\$1,568.00
6/30/2021					<i>Fund Ending Balance</i>	<u>\$73,027.75</u>
70-7300-00						
Account: 70-7300-00 (Rental Spaces)						
6/1/2021			<i>Account Beginning Balance</i>			\$840.00
6/30/2021			<i>Account Net Change</i>			\$0.00
6/30/2021			<i>Account Ending Balance</i>			<u>\$840.00</u>
70-7810-30						
Account: 70-7810-30 (Building maintenance & repair)						
6/1/2021			<i>Account Beginning Balance</i>			\$93,536.42
6/7/2021	7969-3	Accounts Payable	Hartwig Plumbing and-Mixing Valve N	\$290.00		

Barrington Public Library District Account Distribution

Other Funds

Date	Trans.	Journal	Reference	Debit Amount	Credit Amount	Balance
Account: 70-7810-30 (Building maintenance & repair)						
6/7/2021	7969-15	Accounts Payable	Complete Cleaning Co-Cleaning Ser	\$4,820.00		
6/7/2021	7969-27	Accounts Payable	Hartwig Plumbing and-Replace faucet	\$680.00		
6/7/2021	7969-126	Accounts Payable	Jensen's Plumbing & -Maintenance Co	\$1,912.50		
6/7/2021	7969-130	Accounts Payable	Jensen's Plumbing & -Maintenance Co	\$1,912.50		
6/7/2021	7969-146	Accounts Payable	Hartwig Plumbing and-Service Garbag	\$946.14		
6/14/2021	7984-56	Accounts Payable	Cintas-Floor Mat Service	\$36.12		
6/14/2021	7984-60	Accounts Payable	AQUALAB Water Treatm-Water Tr	\$175.00		
6/14/2021	7984-76	Accounts Payable	Orkin Pest Control-Pest Control June 2	\$149.00		
6/21/2021	7985-100	Accounts Payable	ShalesMcNutt Constru-Install Garage D	\$9,497.85		
6/21/2021	7985-163	Accounts Payable	Cintas-Floor Mat Service	\$36.12		
6/21/2021	7985-208	Accounts Payable	Complete Cleaning Co-Provide porter s	\$324.00		
			<i>Account Subtotals</i>	\$20,779.23	\$0.00	
6/30/2021			<i>Account Net Change</i>			\$20,779.23
6/30/2021			<i>Account Ending Balance</i>			<u>\$114,315.65</u>
70-7811-30						
Account: 70-7811-30 (Bldg maintenance supplies)						
6/1/2021			<i>Account Beginning Balance</i>			\$7,505.62
6/21/2021	7985-118	Accounts Payable	Warehouse Direct-Building Maint & C	\$2,499.64		
6/28/2021	8005-201	Accounts Payable	Barrington Ace LLC-Building Service	\$460.95		
6/28/2021	8005-213	Accounts Payable	Barrington Ace LLC-Building Mainten	\$288.99		
			<i>Account Subtotals</i>	\$3,249.58	\$0.00	
6/30/2021			<i>Account Net Change</i>			\$3,249.58
6/30/2021			<i>Account Ending Balance</i>			<u>\$10,755.20</u>
70-7812-30						
Account: 70-7812-30 (Repair Contingency)						
6/1/2021			<i>Account Beginning Balance</i>			\$44,709.33
6/7/2021	7969-19	Accounts Payable	Jensen's Plumbing & -Install backup A	\$19,300.00		
6/28/2021	8005-149	Accounts Payable	Paice Electric Co., -120V GFI circuits,	\$5,760.00		
			<i>Account Subtotals</i>	\$25,060.00	\$0.00	
6/30/2021			<i>Account Net Change</i>			\$25,060.00
6/30/2021			<i>Account Ending Balance</i>			<u>\$69,769.33</u>
70-7820-10						
Account: 70-7820-10 (Equipment maintenance)						
6/1/2021			<i>Account Beginning Balance</i>			\$88,255.09
6/7/2021	7969-31	Accounts Payable	Lutron Services Co.,-Gold support pla	\$4,315.00		
6/14/2021	7984-19	Accounts Payable	Today's Business Sol-Translation Annu	\$240.00		
6/28/2021	8005-8	Accounts Payable	Marco Technologies L-Contract Base F	\$169.66		
			<i>Account Subtotals</i>	\$4,724.66	\$0.00	
6/30/2021			<i>Account Net Change</i>			\$4,724.66
6/30/2021			<i>Account Ending Balance</i>			<u>\$92,979.75</u>
70-7830-30						
Account: 70-7830-30 (Traffic light)						
6/1/2021			<i>Account Beginning Balance</i>			\$5,466.00
6/30/2021			<i>Account Net Change</i>			\$0.00
6/30/2021			<i>Account Ending Balance</i>			<u>\$5,466.00</u>

Barrington Public Library District
Account Distribution
Other Funds

<u>Date</u>	<u>Trans.</u>	<u>Journal</u>	<u>Reference</u>	<u>Debit Amount</u>	<u>Credit Amount</u>	<u>Balance</u>
70-7840-30						
Account: 70-7840-30 (Site maintenance)						
6/1/2021			<i>Account Beginning Balance</i>			\$72,129.24
6/7/2021	7969-122	Accounts Payable	Damgaard Landscape M-Landscape m	\$2,190.00		
6/7/2021	7969-247	Accounts Payable	Damgaard Landscape M-Meadow Es	\$9,618.00		
			<i>Account Subtotals</i>	\$11,808.00	\$0.00	
6/30/2021			<i>Account Net Change</i>			\$11,808.00
6/30/2021			<i>Account Ending Balance</i>			<u>\$83,937.24</u>
70-7841-30						
Account: 70-7841-30 (Site Contingency)						
6/1/2021			<i>Account Beginning Balance</i>			\$590.00
6/7/2021	7969-243	Accounts Payable	Damgaard Landscape M-Landscape r	\$19,437.00		
			<i>Account Subtotals</i>	\$19,437.00	\$0.00	
6/30/2021			<i>Account Net Change</i>			\$19,437.00
6/30/2021			<i>Account Ending Balance</i>			<u>\$20,027.00</u>
70-7870-40						
Account: 70-7870-40 (Vehicle operation & maintenance)						
6/1/2021			<i>Account Beginning Balance</i>			\$3,648.88
6/7/2021	7969-39	Accounts Payable	Wickstrom-Van-swap out snow tires	\$87.99		
6/7/2021	7969-43	Accounts Payable	Wickstrom-VAN-Oil Change	\$54.95		
6/7/2021	7969-160	Accounts Payable	First Bankcard-Cary Car Wash for Va	\$74.99		
6/7/2021	7969-291	Accounts Payable	ExxonMobil-Fuel for Van	\$310.60		
			<i>Account Subtotals</i>	\$528.53	\$0.00	
6/30/2021			<i>Account Net Change</i>			\$528.53
6/30/2021			<i>Account Ending Balance</i>			<u>\$4,177.41</u>
70-8100-00						
Account: 70-8100-00 (Capital Assets)						
6/1/2021			<i>Account Beginning Balance</i>			\$24,411.57
6/7/2021	7969-283	Accounts Payable	Ace Relocation Syste-Storage 5/14/21	\$480.00		
6/21/2021	7985-212	Accounts Payable	Ace Relocation Syste-Storage 6/14/21	\$480.00		
6/28/2021	8005-207	Accounts Payable	Ace Relocation Syste-Moving Services	\$1,585.00		
			<i>Account Subtotals</i>	\$2,545.00	\$0.00	
6/30/2021			<i>Account Net Change</i>			\$2,545.00
6/30/2021			<i>Account Ending Balance</i>			<u>\$26,956.57</u>
70-8100-10						
Account: 70-8100-10 (Capital Assets)						
6/1/2021			<i>Account Beginning Balance</i>			\$480.00
6/30/2021			<i>Account Net Change</i>			\$0.00
6/30/2021			<i>Account Ending Balance</i>			<u>\$480.00</u>
6/1/2021				<i>Fund Beginning Balance</i>		\$341,572.15
6/30/2021				<i>Fund Net Change</i>		\$88,132.00
6/30/2021				<i>Fund Ending Balance</i>		<u>\$429,704.15</u>

Barrington Public Library District
Account Distribution
Other Funds

<u>Date</u>	<u>Trans.</u>	<u>Journal</u>	<u>Reference</u>	<u>Debit Amount</u>	<u>Credit Amount</u>	<u>Balance</u>
90-5600-00						
Account: 90-5600-00 (Pilot Programs)						
6/1/2021			<i>Account Beginning Balance</i>			\$22,430.00
6/30/2021			<i>Account Net Change</i>			\$0.00
6/30/2021			<i>Account Ending Balance</i>			<u>\$22,430.00</u>
90-5610-20						
Account: 90-5610-20 (Library programs)						
6/1/2021			<i>Account Beginning Balance</i>			\$1,157.00
6/7/2021	7969-170	Accounts Payable	First Bankcard-SRC t-shirts for staff &	\$151.90		
			<i>Account Subtotals</i>	\$151.90	\$0.00	
6/30/2021			<i>Account Net Change</i>			\$151.90
6/30/2021			<i>Account Ending Balance</i>			<u>\$1,308.90</u>
90-5610-60						
Account: 90-5610-60 (Library programs)						
6/1/2021			<i>Account Beginning Balance</i>			\$3,111.87
6/7/2021	7969-166	Accounts Payable	First Bankcard-SRC t-shirts for staff &	\$151.90		
6/7/2021	7969-201	Accounts Payable	First Bankcard-American Button Mach	\$470.03		
6/7/2021	7969-205	Accounts Payable	First Bankcard-Sweet Spot-SLC Prizes	\$40.00		
6/7/2021	7969-209	Accounts Payable	First Bankcard-Marvin's Toys-SLC pri	\$100.00		
6/7/2021	7969-213	Accounts Payable	First Bankcard-Barnes & Noble-SLC P	\$125.00		
			<i>Account Subtotals</i>	\$886.93	\$0.00	
6/30/2021			<i>Account Net Change</i>			\$886.93
6/30/2021			<i>Account Ending Balance</i>			<u>\$3,998.80</u>
6/1/2021					<i>Fund Beginning Balance</i>	\$26,698.87
6/30/2021					<i>Fund Net Change</i>	\$1,038.83
6/30/2021					<i>Fund Ending Balance</i>	<u>\$27,737.70</u>
6/1/2021					<i>Grand Total Beginning Balance</i>	\$1,215,448.02
6/30/2021					<i>Grand Total Net Change</i>	\$130,590.43
6/30/2021					<i>Grand Total Ending Balance</i>	<u>\$1,346,038.45</u>

Barrington Public Library District
Bank Register Report - Operational Checking-Barrington Bank
Month of June 2021

Transaction Number	Transaction Date	Reference	Payments	Post Date	Status
1035	06/10/2021	Nationwide Retirement Solutions	\$2,677.50	06/10/2021	Cleared
1036	06/10/2021	Vantagepoint Transfer Agents	\$416.32	06/10/2021	Cleared
1037	06/21/2021	Nationwide Retirement Solutions	\$2,777.50	06/21/2021	Cleared
1038	06/21/2021	Vantagepoint Transfer Agents	\$457.95	06/21/2021	Cleared
9951	06/02/2021	Graphic Solutions, Inc	\$900.00	06/02/2021	Cleared
9952	06/07/2021	Ace Relocation Systems Inc.	\$480.00	06/07/2021	Cleared
9953	06/07/2021	Amazon Capital Services	\$2,706.93	06/07/2021	Cleared
9954	06/07/2021	American Eagle Packaging Corp.	\$320.65	06/07/2021	Cleared
9955	06/07/2021	Arthur J. Gallagher Risk Management Services, Inc.	\$945.00	06/07/2021	Cleared
9956	06/07/2021	AT&T	\$503.10	06/07/2021	Cleared
9957	06/07/2021	AT&T Mobility	\$331.97	06/07/2021	Cleared
9958	06/07/2021	Jeremy Babcock	\$450.00	06/07/2021	Cleared
9959	06/07/2021	Baker & Taylor Books	\$2,692.01	06/07/2021	Cleared
9960	06/07/2021	Barrington Ace LLC	\$13.74	06/07/2021	Cleared
9961	06/07/2021	Barrington Leads NFP	\$100.00	06/07/2021	Outstanding
9962	06/07/2021	Complete Cleaning Company	\$4,820.00	06/07/2021	Cleared
9963	06/07/2021	Damgaard Landscape Management	\$31,245.00	06/07/2021	Cleared
9964	06/07/2021	ExxonMobil	\$310.60	06/07/2021	Cleared
9965	06/07/2021	Findaway World LLC	\$806.38	06/07/2021	Cleared
9966	06/07/2021	First Bankcard	\$9,993.58	06/07/2021	Cleared
9967	06/07/2021	Hartwig Plumbing and Heating Inc	\$1,916.14	06/07/2021	Cleared
9968	06/07/2021	IHLS-OCLC	\$607.98	06/07/2021	Cleared
9969	06/07/2021	Ingram Library Services	\$1,196.26	06/07/2021	Cleared
9970	06/07/2021	Jensen's Plumbing & Heating	\$23,125.00	06/07/2021	Cleared
9971	06/07/2021	Klein, Thorpe and Jenkins, Ltd.	\$46.50	06/07/2021	Cleared
9972	06/07/2021	Library Ideas	\$14,317.00	06/07/2021	Cleared
9973	06/07/2021	Lutron Services Co., Inc.	\$4,315.00	06/07/2021	Cleared
9974	06/07/2021	Mergent, Inc	\$5,228.75	06/07/2021	Cleared
9975	06/07/2021	MidAmerican Energy Company	\$6,853.98	06/07/2021	Cleared
9976	06/07/2021	Midwest Tape	\$3,037.08	06/07/2021	Cleared
9977	06/07/2021	Nicor Gas	\$1,249.64	06/07/2021	Cleared
9978	06/07/2021	OverDrive Inc.	\$10,487.33	06/07/2021	Cleared
9979	06/07/2021	Nathaniel Rouse	\$100.00	06/07/2021	Outstanding
9980	06/07/2021	S&P Global Market Intelligence LLC	\$12,895.00	06/07/2021	Cleared
9981	06/07/2021	Technology Management Rev Fund	\$950.00	06/07/2021	Cleared
9982	06/07/2021	The Miami Foundation	\$200.00	06/07/2021	Cleared
9983	06/07/2021	Wellness Insurance Network	\$27,829.97	06/07/2021	Cleared
9984	06/07/2021	Wickstrom	\$142.94	06/07/2021	Cleared
9985	06/14/2021	Jill M. Stacey	\$35.98	06/14/2021	Outstanding
9986	06/14/2021	Renzhan Yang	\$39.99	06/14/2021	Cleared
9987	06/14/2021	Dana Piacenza	\$14.99	06/14/2021	Outstanding
9988	06/14/2021	Angelika Rossi	\$4.75	06/14/2021	Outstanding
9989	06/14/2021	Himanshu Varandani	\$12.99	06/14/2021	Cleared
9990	06/14/2021	Amazon Capital Services	\$701.92	06/14/2021	Cleared
9991	06/14/2021	Amazon/GECRB	\$29.97	06/14/2021	Cleared
9992	06/14/2021	AQUALAB Water Treatment	\$175.00	06/14/2021	Cleared
9993	06/14/2021	Arthur J. Gallagher Risk Management Services, Inc.	\$623.00	06/14/2021	Cleared
9994	06/14/2021	Cintas	\$36.12	06/14/2021	Cleared
9995	06/14/2021	Groot Inc	\$448.22	06/14/2021	Cleared
9996	06/14/2021	Library Furniture International, Inc.	\$1,424.00	06/14/2021	Cleared
9997	06/14/2021	Orkin Pest Control	\$149.00	06/14/2021	Cleared
9998	06/14/2021	OverDrive Inc.	\$19,437.47	06/14/2021	Cleared
9999	06/14/2021	PressReader Inc.	\$6,695.00	06/14/2021	Outstanding
10000	06/14/2021	signpalace inc.	\$2,450.00	06/14/2021	Cleared

Barrington Public Library District
Bank Register Report - Operational Checking-Barrington Bank
Month of June 2021

Transaction Number	Transaction Date	Reference	Payments	Post Date	Status
10001	06/14/2021	Today's Business Solutions, Inc.	\$240.00	06/14/2021	Cleared
10002	06/14/2021	Trumba Corporation	\$1,199.40	06/14/2021	Cleared
10003	06/14/2021	Village of Barrington	\$321.26	06/14/2021	Cleared
10004	06/21/2021	Ace Relocation Systems Inc.	\$480.00	06/21/2021	Cleared
10005	06/21/2021	Alldata, LLC	\$1,500.00	06/21/2021	Cleared
10006	06/21/2021	Voided Unused payment	\$0.00	06/21/2021	Voided
10007	06/21/2021	Allied Universal Technology Services	\$2,482.00	06/21/2021	Cleared
10008	06/21/2021	Amazon Capital Services	\$1,013.68	06/21/2021	Cleared
10009	06/21/2021	American Eagle Packaging Corp.	\$493.10	06/21/2021	Cleared
10010	06/21/2021	Baker & Taylor Books	\$14,168.56	06/21/2021	Cleared
10011	06/21/2021	Children's Plus Inc	\$3,908.65	06/21/2021	Cleared
10012	06/21/2021	Cintas	\$36.12	06/21/2021	Cleared
10013	06/21/2021	Complete Cleaning Company	\$324.00	06/21/2021	Cleared
10014	06/21/2021	Discount School Supply	\$47.64	06/21/2021	Cleared
10015	06/21/2021	Ebsco Information Services	\$646.06	06/21/2021	Cleared
10016	06/21/2021	Grey House Publishing	\$2,500.00	06/21/2021	Cleared
10017	06/21/2021	Ingram Library Services	\$9,343.18	06/21/2021	Cleared
10018	06/21/2021	Klein, Thorpe and Jenkins, Ltd.	\$648.50	06/21/2021	Cleared
10019	06/21/2021	Midwest Tape	\$4,255.03	06/21/2021	Cleared
10020	06/21/2021	OverDrive Inc.	\$13,434.11	06/21/2021	Cleared
10021	06/21/2021	ShalesMcnutt Construction	\$9,497.85	06/21/2021	Cleared
10022	06/21/2021	Thomas Klise/Crimson Multimedia	\$2,213.57	06/21/2021	Outstanding
10023	06/21/2021	Thomson Reuters-West Publishing	\$511.86	06/21/2021	Cleared
10024	06/21/2021	Virtek	\$3,500.00	06/21/2021	Outstanding
10025	06/21/2021	Warehouse Direct	\$2,499.64	06/21/2021	Cleared
10026	06/28/2021	Ace Relocation Systems Inc.	\$1,585.00	06/28/2021	Outstanding
10027	06/28/2021	Amazon Capital Services	\$183.20	06/28/2021	Outstanding
10028	06/28/2021	AVI Systems Inc	\$410.00	06/28/2021	Outstanding
10029	06/28/2021	Baker & Taylor Books	\$7,189.66	06/28/2021	Outstanding
10030	06/28/2021	Barrington Ace LLC	\$749.94	06/28/2021	Outstanding
10031	06/28/2021	Call One	\$711.03	06/28/2021	Outstanding
10032	06/28/2021	First Bankcard	\$6,096.36	06/28/2021	Outstanding
10033	06/28/2021	HR Source	\$1,530.00	06/28/2021	Outstanding
10034	06/28/2021	Ingram Library Services	\$6,317.53	06/28/2021	Outstanding
10035	06/28/2021	Lyngsoe Systems Inc	\$95,986.05	06/28/2021	Outstanding
10036	06/28/2021	Marco Technologies LLC	\$169.66	06/28/2021	Outstanding
10037	06/28/2021	Midwest Tape	\$1,731.45	06/28/2021	Outstanding
10038	06/28/2021	Natasha Lehrer Lewis Art	\$370.00	06/28/2021	Outstanding
10039	06/28/2021	Michelle M Nichols-Yehling	\$125.00	06/28/2021	Outstanding
10040	06/28/2021	OCLC Inc.	\$7,245.00	06/28/2021	Outstanding
10041	06/28/2021	OverDrive Inc.	\$2,609.37	06/28/2021	Outstanding
10042	06/28/2021	Paddock Publications, Inc	\$254.80	06/28/2021	Outstanding
10043	06/28/2021	Paice Electric Co., Div of Midwest Electrical Systems	\$5,760.00	06/28/2021	Outstanding
10044	06/28/2021	Charlotte Piwowar	\$250.00	06/28/2021	Outstanding
10045	06/28/2021	Dennis Stroughmatt	\$350.00	06/28/2021	Outstanding
10046	06/28/2021	Thomas Klise/Crimson Multimedia	\$657.62	06/28/2021	Outstanding
10047	06/28/2021	Ann Torralba	\$800.00	06/28/2021	Outstanding
10048	06/28/2021	WILIUG	\$40.00	06/28/2021	Outstanding

TOTAL CHECKS AND BANK DRAFTS-MONTH OF JUNE 2021

\$426,111.08



Completed Transfer Details - Internal

Request Details

From Account: Barrington Library - Maxsafe - Savings - *2781
To Account: Operating Account - Checking - *8965
Amount: \$300,000.00
Description: June Cash flow
Confirmation Number: 2026784186

Approval History Information

Approval status: 1 of 1 received

Action	User ID	DateTime
Enter Request	CRIENDEAU	:46:01 AM (ET)
Approve/Transmit Request	VRAKOWSKI	12:21:45 PM (ET)



Completed Transfer Details - Internal

Request Details

From Account: Barrington Library - Maxsafe - Savings - *2781
To Account: Operating Account - Checking - *8965
Amount: \$587,849.00
Description: For Sawyer Falduto Special Reserve
Confirmation Number: 324908701

Approval History Information

Approval status: 1 of 1 received

Action	User ID	DateTime
Enter Request	CRIENDEAU	11:26:06 AM (ET)
Approve/Transmit Request	VRAKOWSKI	2:32:32 PM (ET)



Completed Transfer Details - Internal

Request Details

From Account: Operating Account - Checking - *8965
To Account: Payroll Account - Checking - *1236
Amount: \$108,080.30
Description: June 4 payroll
Confirmation Number: 3261166343

Approval History Information

Approval status: 1 of 1 received

Action	User ID	DateTime
Enter Request		06/02/2021 11:30:50 AM (ET)
Approve/Transmit Request		06/02/2021 12:21:29 PM (ET)



Completed Transfer Details - Internal

Request Details

From Account: Operating Account - Checking - *8965
To Account: Payroll Account - Checking - *1236
Amount: \$107,426.18
Description: June 18 payroll
Confirmation Number: 693458214

Approval History Information

Approval status: 1 of 1 received

<i>Action</i>	<i>User ID</i>	<i>DateTime</i>
Enter Request		06/15/2021 11:47:18 AM (ET)
Approve/Transmit Request		06/15/2021 12:00:03 PM (ET)



Completed Transfer Details - Internal

Request Details

From Account: Operating Account - Checking - *8965
To Account: Payroll Account - Checking - *1236
Amount: \$34,615.65
Description: June IMRF
Confirmation Number: 1734764419

Approval History Information

Approval status: 1 of 1 received

<i>Action</i>	<i>User ID</i>	<i>DateTime</i>
Enter Request		06/23/2021 05:06:08 PM (ET)
Approve/Transmit Request		06/23/2021 06:47:58 PM (ET)



Completed Transfer Details - Internal

Request Details

From Account: Barrington Library - Maxsafe - Savings - *2781
To Account: Operating Account - Checking - *8965
Amount: \$535,500.00
Description: July Cash Flow
Confirmation Number: 2809540457

Approval History Information

Approval status: 1 of 1 received

Action	User ID	DateTime
Enter Request		06/28/2021 04:13:16 PM (ET)
Approve/Transmit Request		06/29/2021 05:55:57 PM (ET)

Illinois Municipal Retirement Fund System

Payment Acknowledgement 06/24/2021 14:47:52

Your Reference Number is:

Business Name:	BARRINGTON PUBLIC LIB DIST
IMRF EFT Number:	
Payment Type Description: Contribution)	Wage Report Contribution (Regular Contribution, SLEP, ECO I, ECO II, Minimum
Month and Year during which the wages were paid:	0621
Payment Amount:	34615.65
Bank Account Debit Date:	062821



Completed Transfer Details - Internal

Request Details

From Account: Operating Account - Checking - *8965
To Account: Payroll Account - Checking - *1236
Amount: \$108,179.87
Description: July 2 payroll
Confirmation Number: 2505597439

Approval History Information

Approval status: 1 of 1 received

Action	User ID	DateTime
Enter Request		06/29/2021 10:09:30 AM (ET)
Approve/Transmit Request		06/29/2021 05:55:39 PM (ET)
